



Driving Innovation in Network Security and Visibility with AI

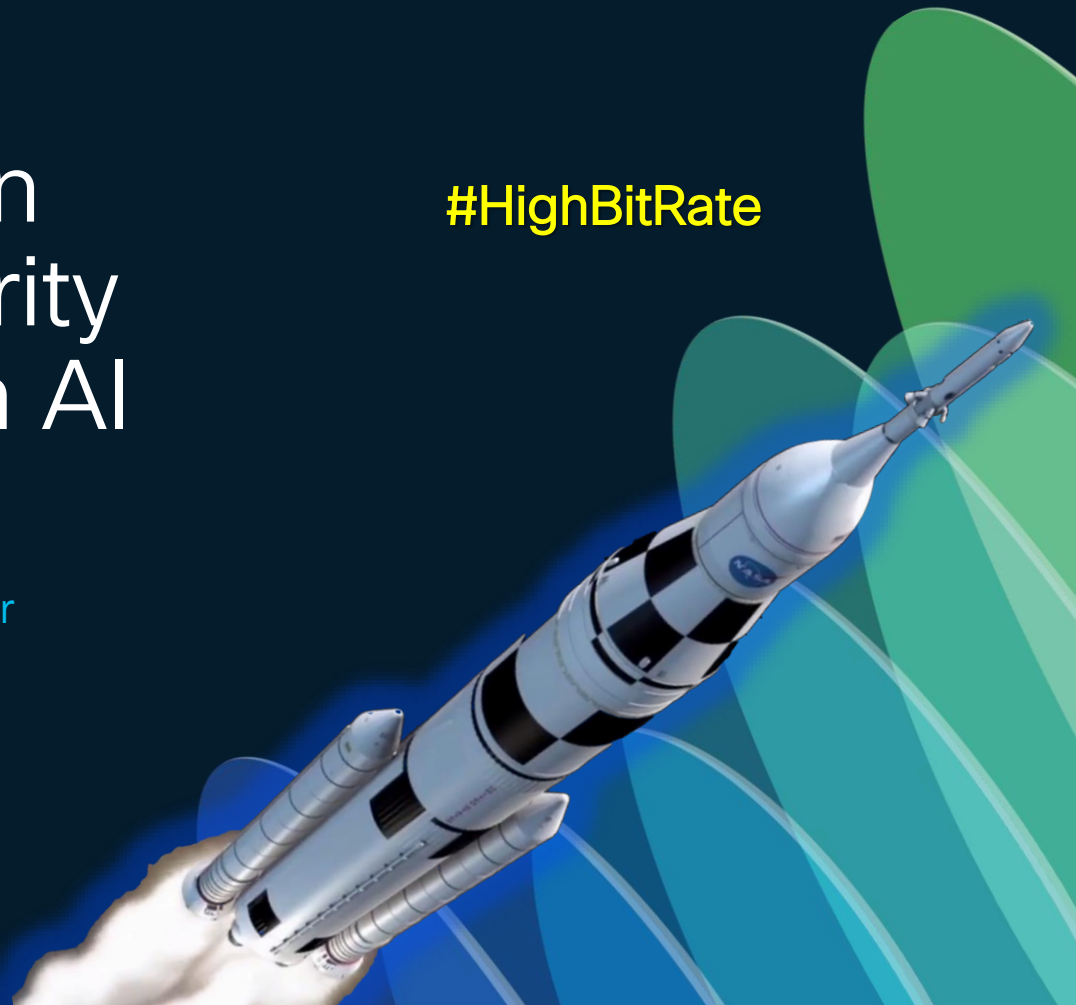
#HighBitRate

Errol Roberts - Distinguished Engineer

Dave Zacks - Distinguished Engineer

BRKOPS-2491

CISCO *Live!*



Webex App

Questions?

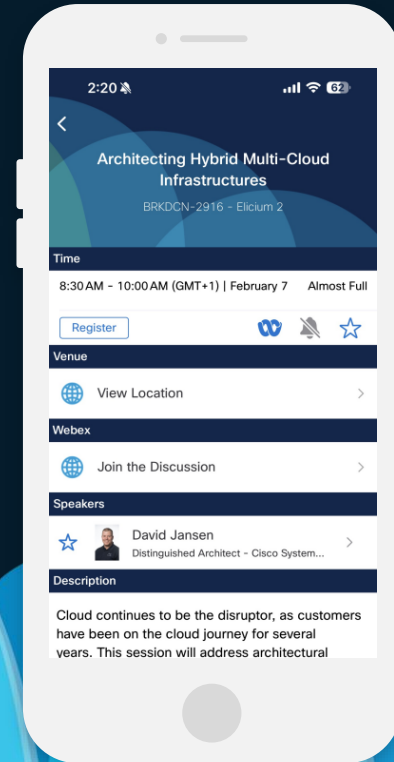
Use the Webex app to chat with the speaker after the session

How

- 1 Find this session in the Cisco Events mobile app
- 2 Click “Join the Discussion”
- 3 Install the Webex app or go directly to the Webex space
- 4 Enter messages/questions in the Webex space

Webex spaces will be moderated by the speaker until February 28, 2025.

CISCO *Live!*



By Way of Introduction ...

I am a **Distinguished Engineer** in the Cisco Security Innovation CTO team, and have been with Cisco for 25 years.

I work primarily with large, high-performance Enterprise network architectures, designs, and systems. I have over 30 years of experience with designing, implementing, and supporting solutions with many diverse network technologies.

I have a strong background in, and focus on, customer requirements, and integrating these into the products and solutions Cisco builds.

I have a special interest in **Flexible Hardware, Fabrics, Assurance and ML/AI**.

Dave Zacks
Distinguished Engineer
dzacks@cisco.com





James Earl Jones
RIP Sept. 9, 2024

By Way of Introduction ...

The Voice of Darth Vader ...
and Errol Roberts? 😊

I am a **Distinguished Architect** in the Cisco Security Innovation CTO team, and have been with Cisco for 25 years.

My journey into networking was fueled by a desire to explore the synergy between different tech domains. At Cisco, I've had the opportunity to solve complex problems for customers and gain a deep understanding of Cisco's stack and its integration with our vendors' tech platforms.

What excites me most is the impact technology can have on **operations and efficiency**. Every day, I am driven by the opportunity to leverage technology to create solutions that make a difference.

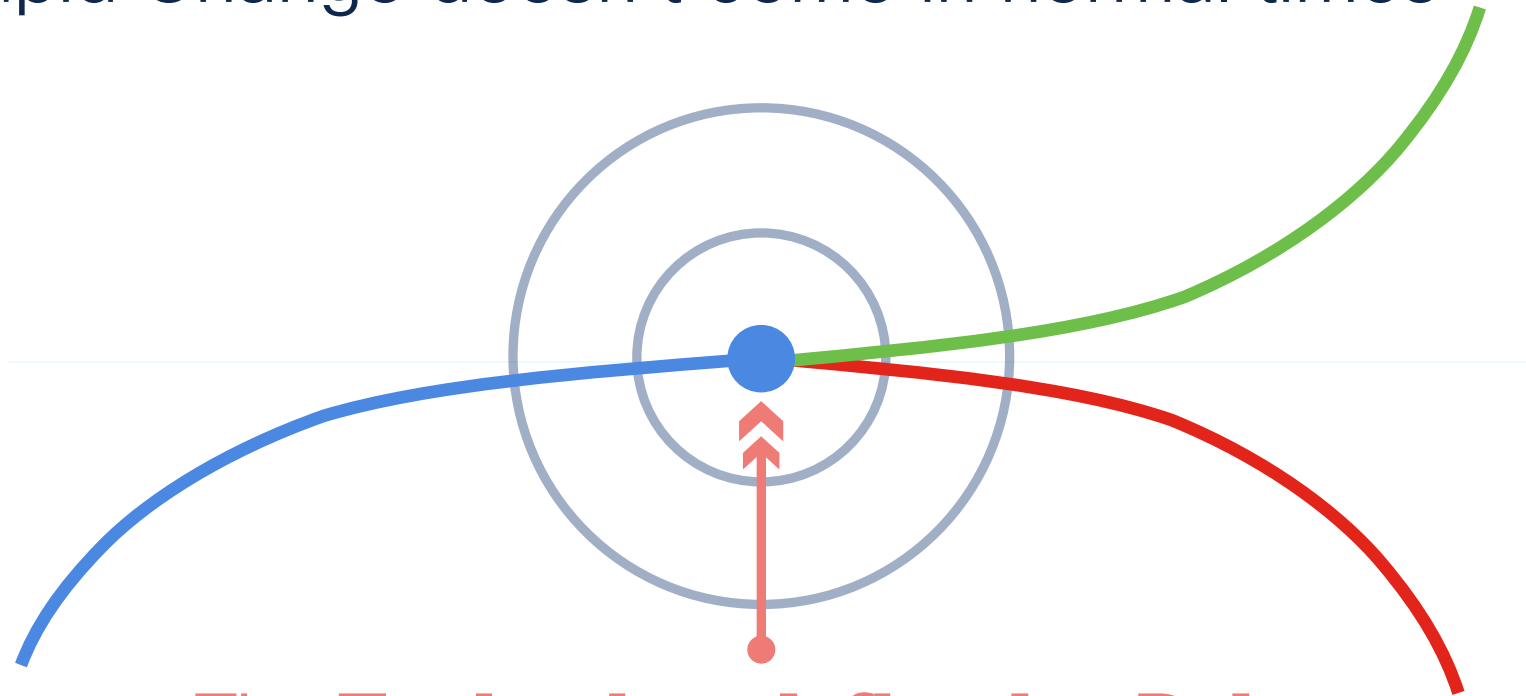


Errol Roberts
Distinguished Engineer
eroberts@cisco.com

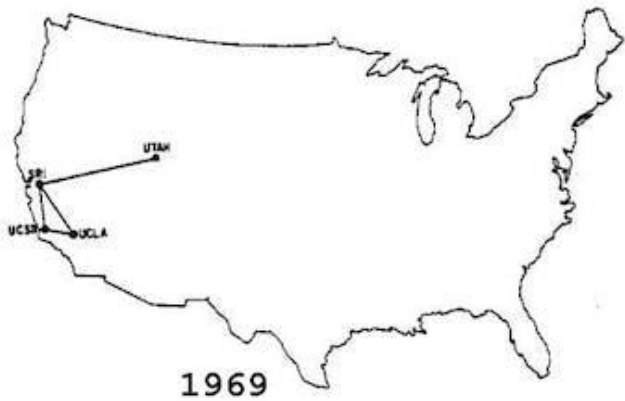
Agenda

- Introduction
 - AI/ML, Generative AI, Neural Networks, Transformers ...
- What is Cisco doing with AI/ML?
 - Solutions Overview
- Innovations in Network and App Security and Visibility
- Wrap-up

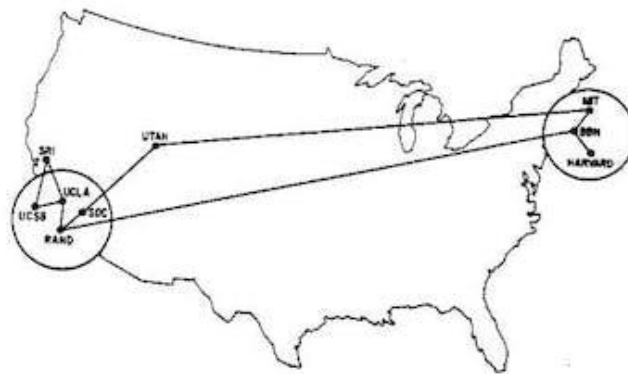
Rapid Change doesn't come in normal times



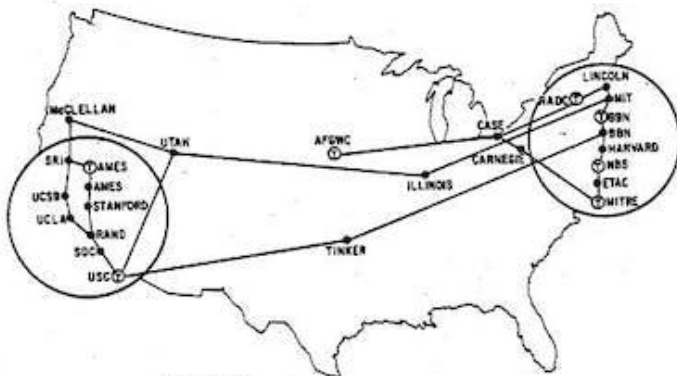
The **Technology Inflection Point**



1969



1970

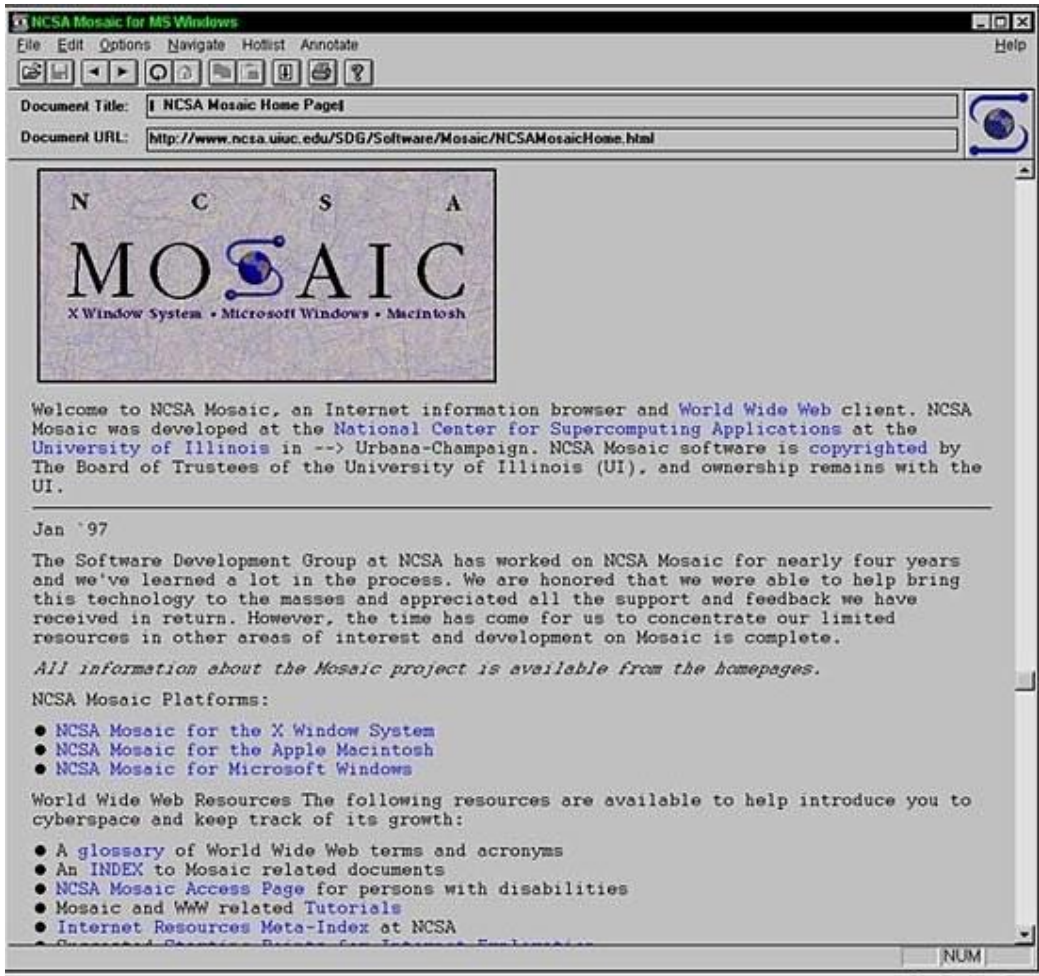


1972

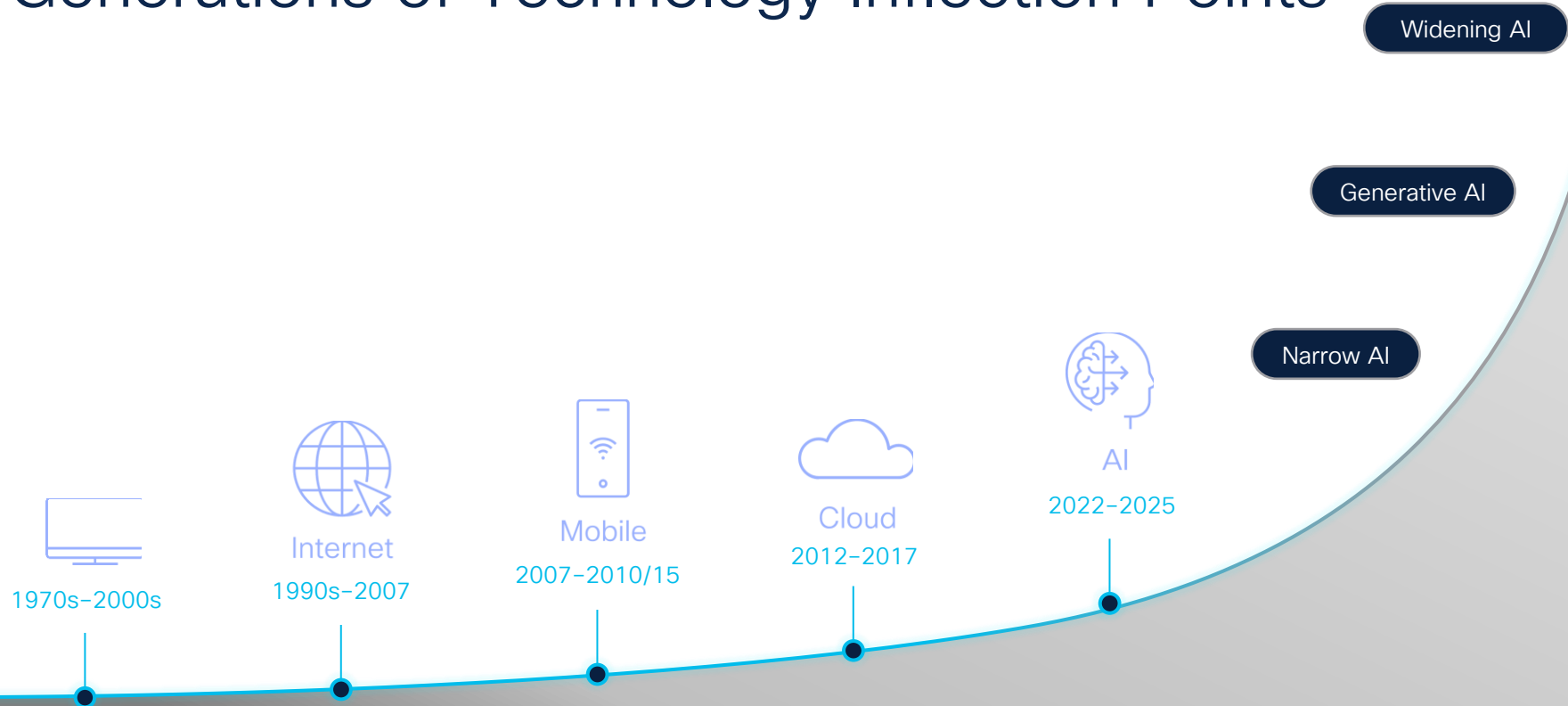


1977

— SATELLITE CIRCUIT
 ○ MAP
 ⊙ TIP
 ⊕ PULVERIS IMP
 (NOTE: THIS MAP DOES NOT SHOW ARPA'S EXPERIMENTAL SATELLITE CONNECTIONS)
 NAMES SHOWN ARE IMPRANCE, NOT (NECESSARILY) HOST NAMES



Generations of Technology Inflection Points



INNOVATION AT SCALE


Artificial Intelligence is Everywhere



Facial Recognition
Deep Learning




Voice Activated Assistants
Natural Language Processing



Chat Bots
Generative AI

**The Next 10
Years Will
Be Defined
By AI
Adoption**



How Is AI Different From Regular Algorithms?

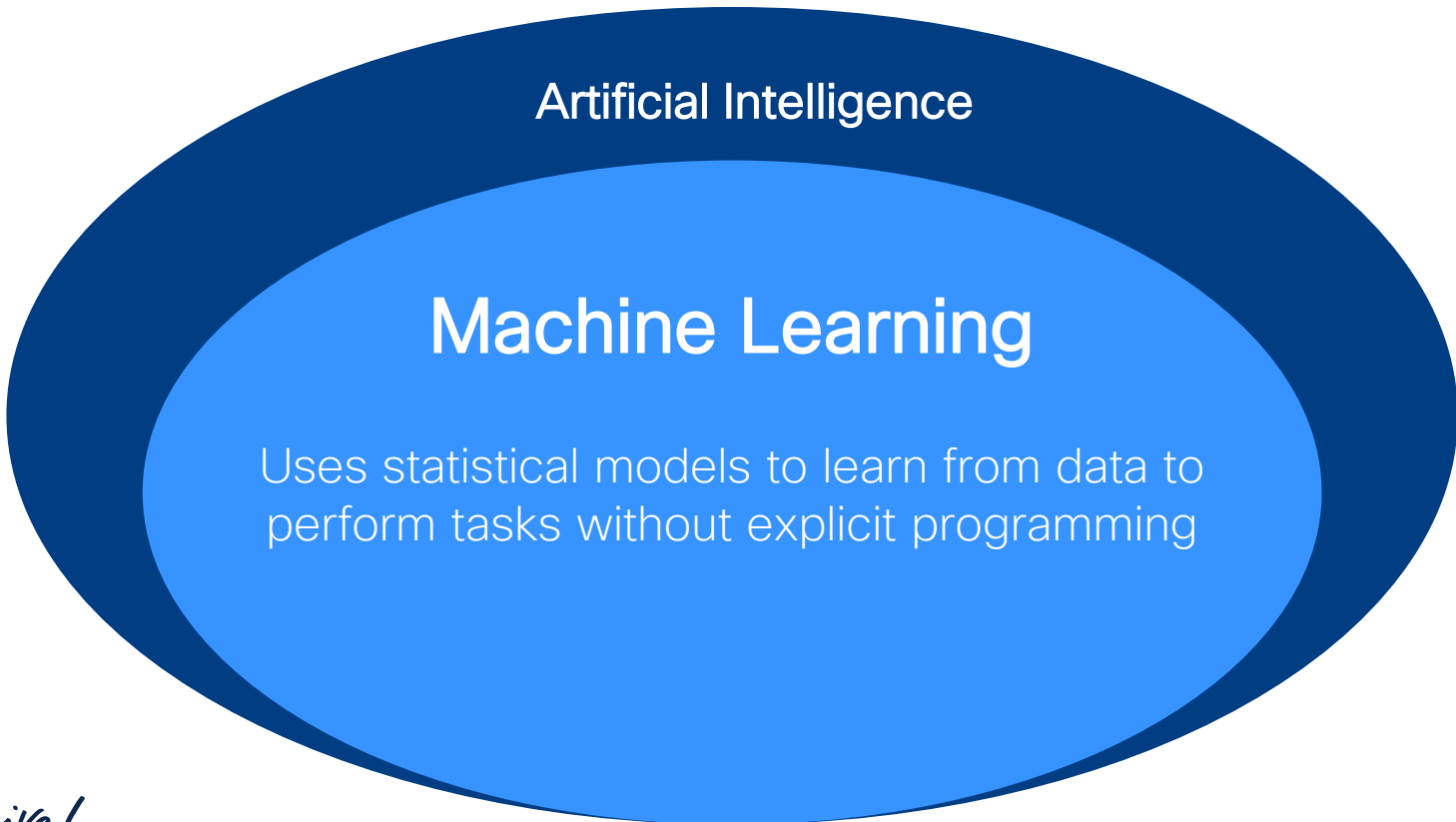


The Breakdown of Artificial Intelligence

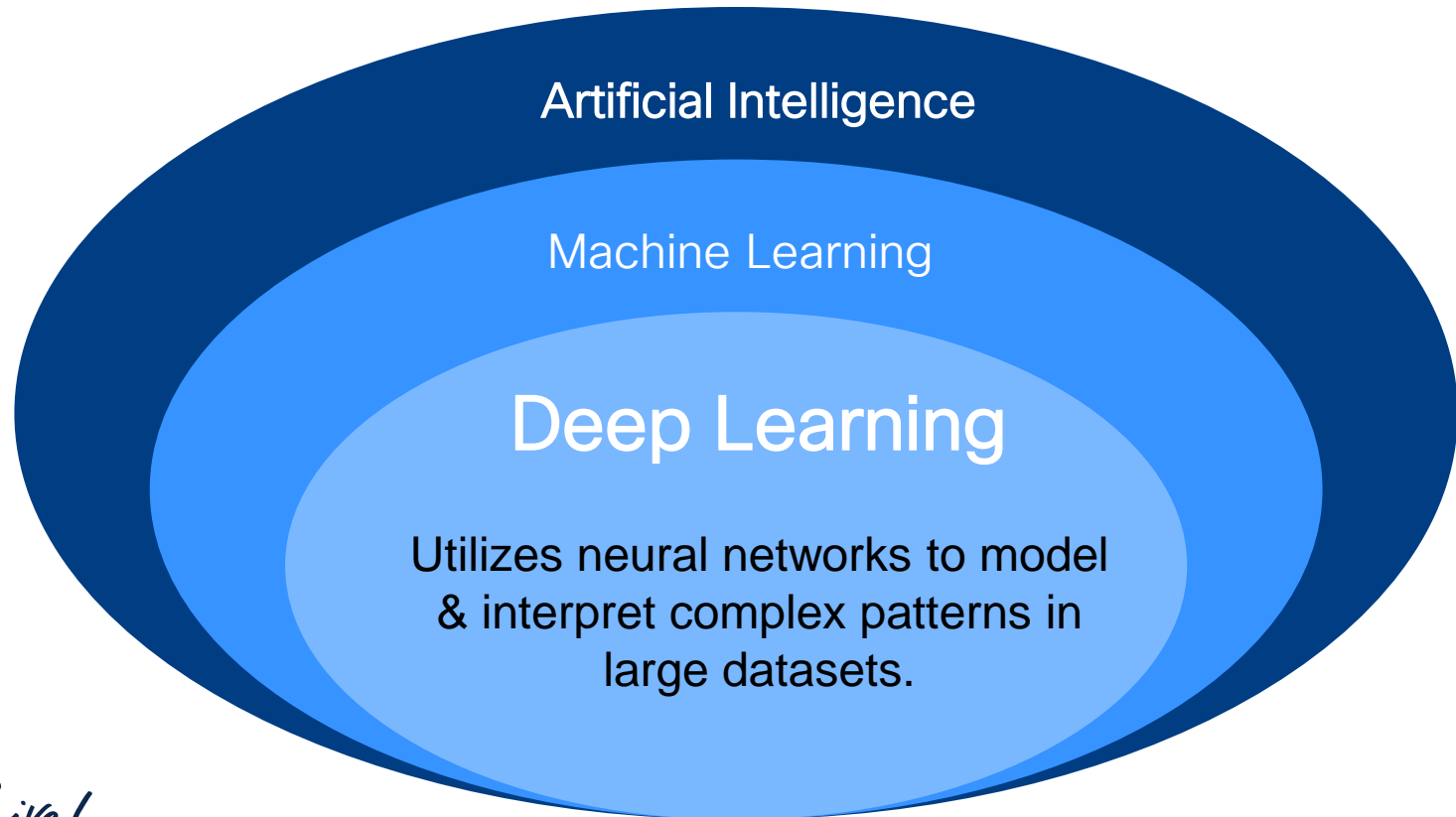
Artificial Intelligence

A discipline that encompasses all aspects of simulating human intelligence in machines

The Breakdown of Artificial Intelligence

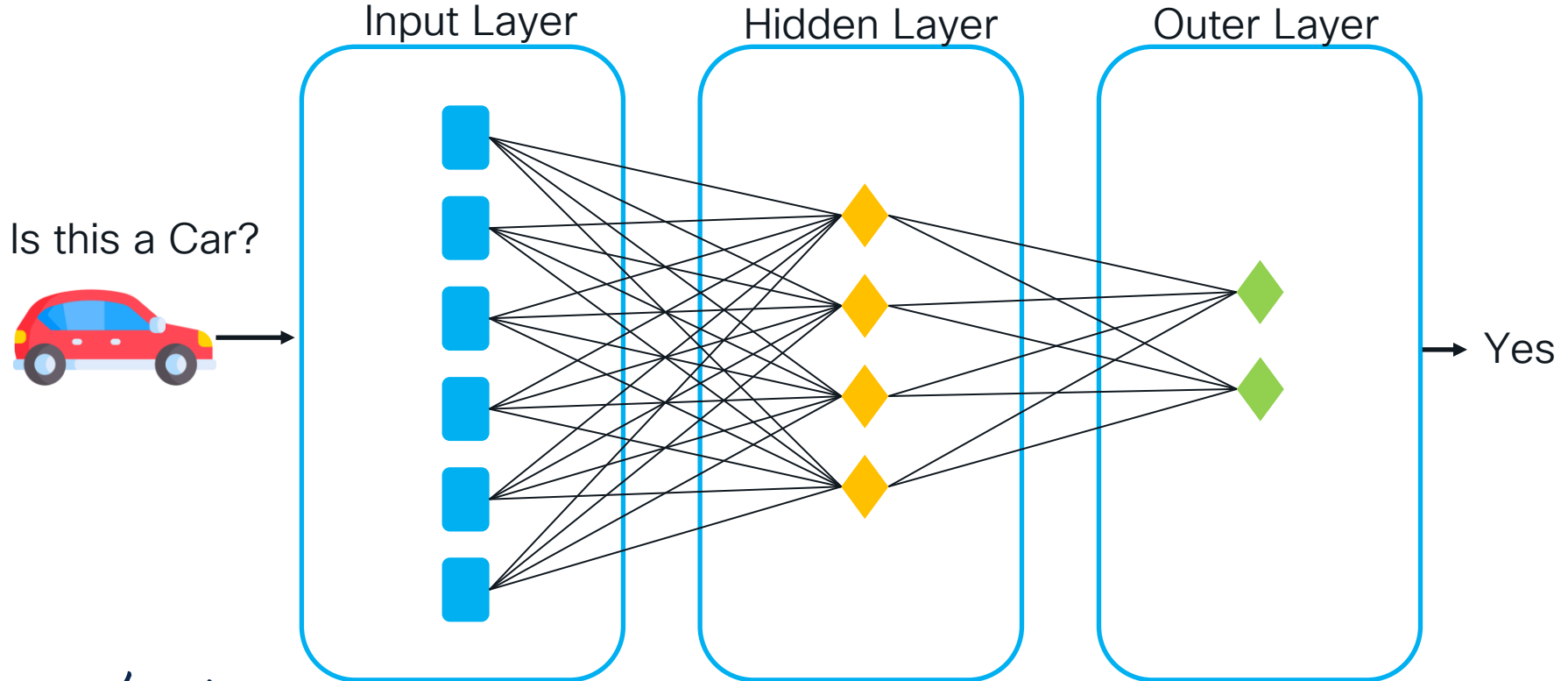


The Breakdown of Artificial Intelligence



Neural Networks – Identify Patterns with Deep Learning

Divide and conquer large amounts of complex data

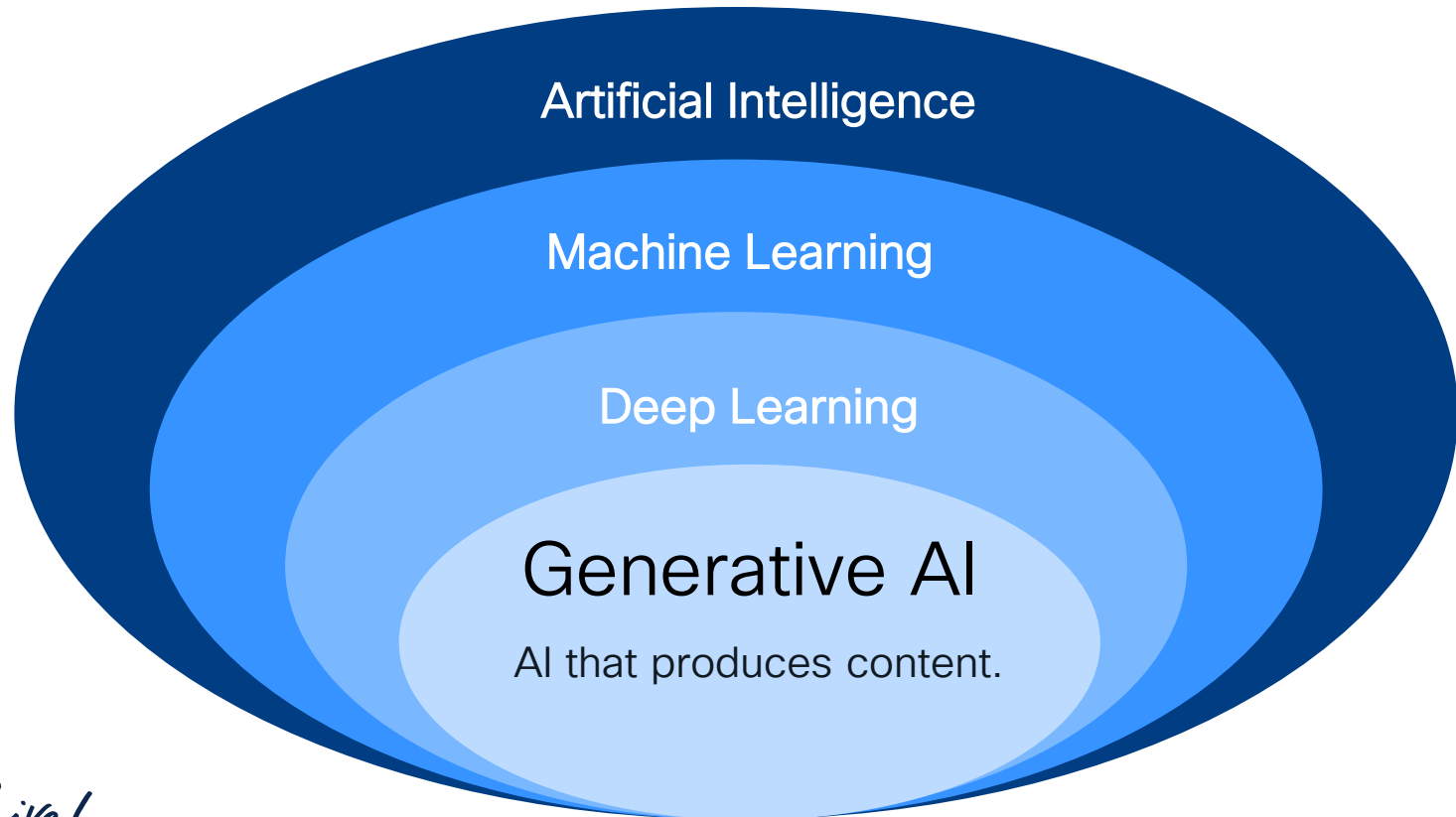


Is this a Car?



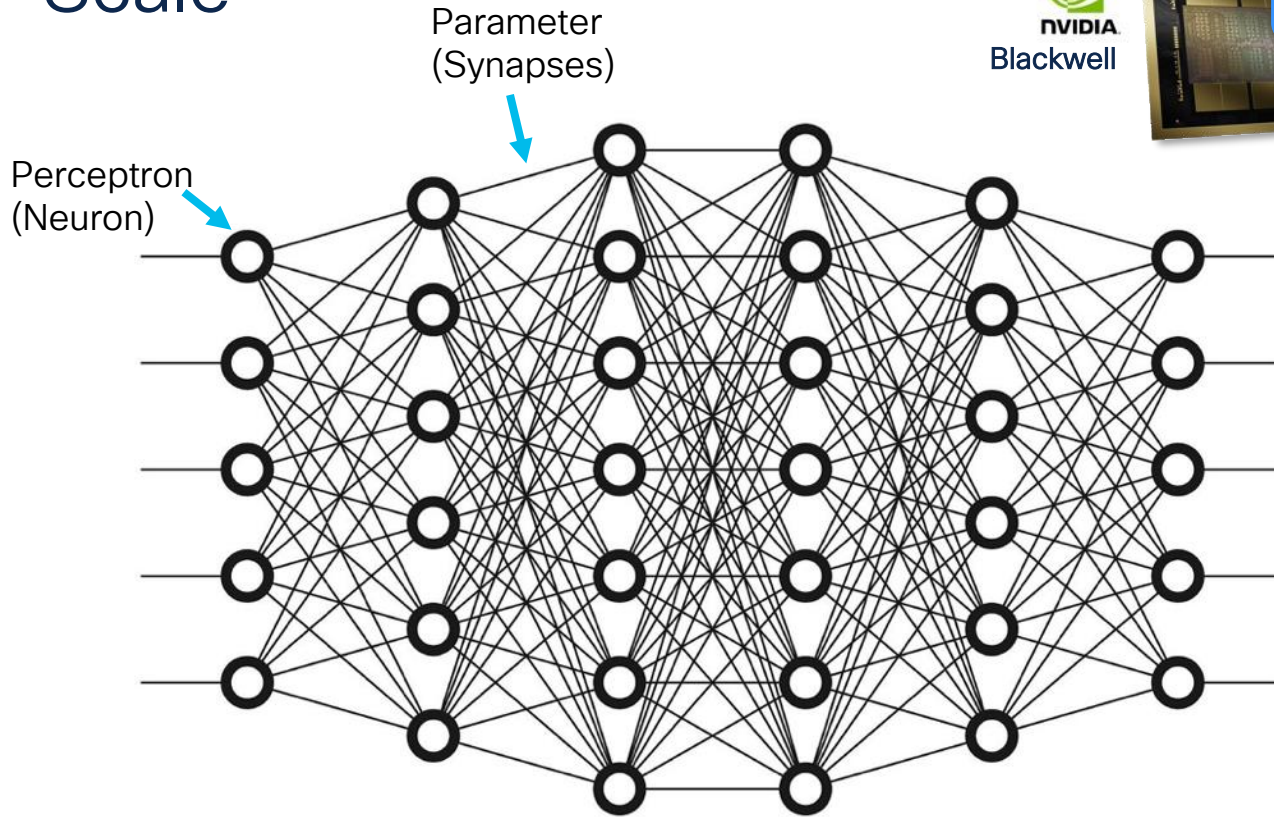


The Breakdown of Artificial Intelligence



Why is this happening now?

Scale



Advances in Silicon –
High-density, High-performance GPUs

NVIDIA Flagship Accelerator Specification Comparison			
	B200	H100	A100 (80GB)
FP32 CUDA Cores	A Whole Lot	16896	6912
Tensor Cores	As Many As Possible	528	432
Boost Clock	To The Moon	1.98GHz	1.41GHz
Memory Clock	8Gbps HBM3E	5.23Gbps HBM3	3.2Gbps HBM2e
Memory Bus Width	2x 4096-bit	5120-bit	5120-bit
Memory Bandwidth	8TB/sec	3.35TB/sec	2TB/sec
VRAM	192GB (2x 96GB)	80GB	80GB



Geoffrey Hinton - the "Godfather" of Deep Learning

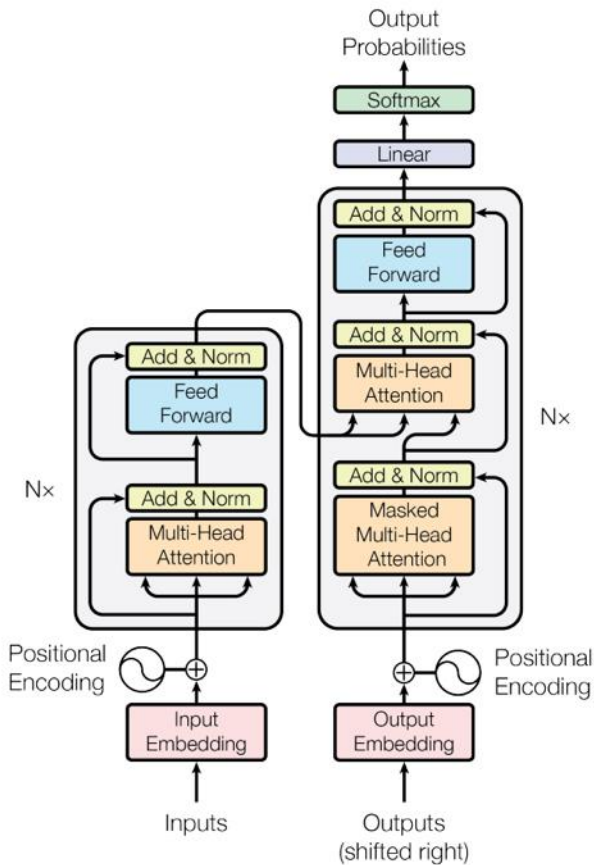


Figure 1: The Transformer - model architecture.

Attention Is All You Need

<p>Ashish Vaswani* Google Brain avaswani@google.com</p>	<p>Noam Shazeer* Google Brain noam@google.com</p>	<p>Niki Parmar* Google Research nikip@google.com</p>	<p>Jakob Uszkoreit* Google Research usz@google.com</p>
<p>Llion Jones* Google Research llion@google.com</p>	<p>Aidan N. Gomez* † University of Toronto aidan@cs.toronto.edu</p>	<p>Łukasz Kaiser* Google Brain lukaszkaizer@google.com</p>	
<p>Illia Polosukhin* ‡ illia.polosukhin@gmail.com</p>			

[arXiv:1706.03762](https://arxiv.org/abs/1706.03762) [cs.CL]

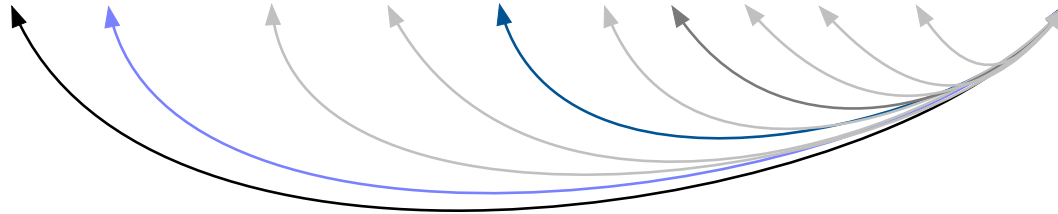
Attention Mechanism – Overview

You have no problem interpreting “bank” in the following sentence:

“I swam across the river to get to the other bank.”

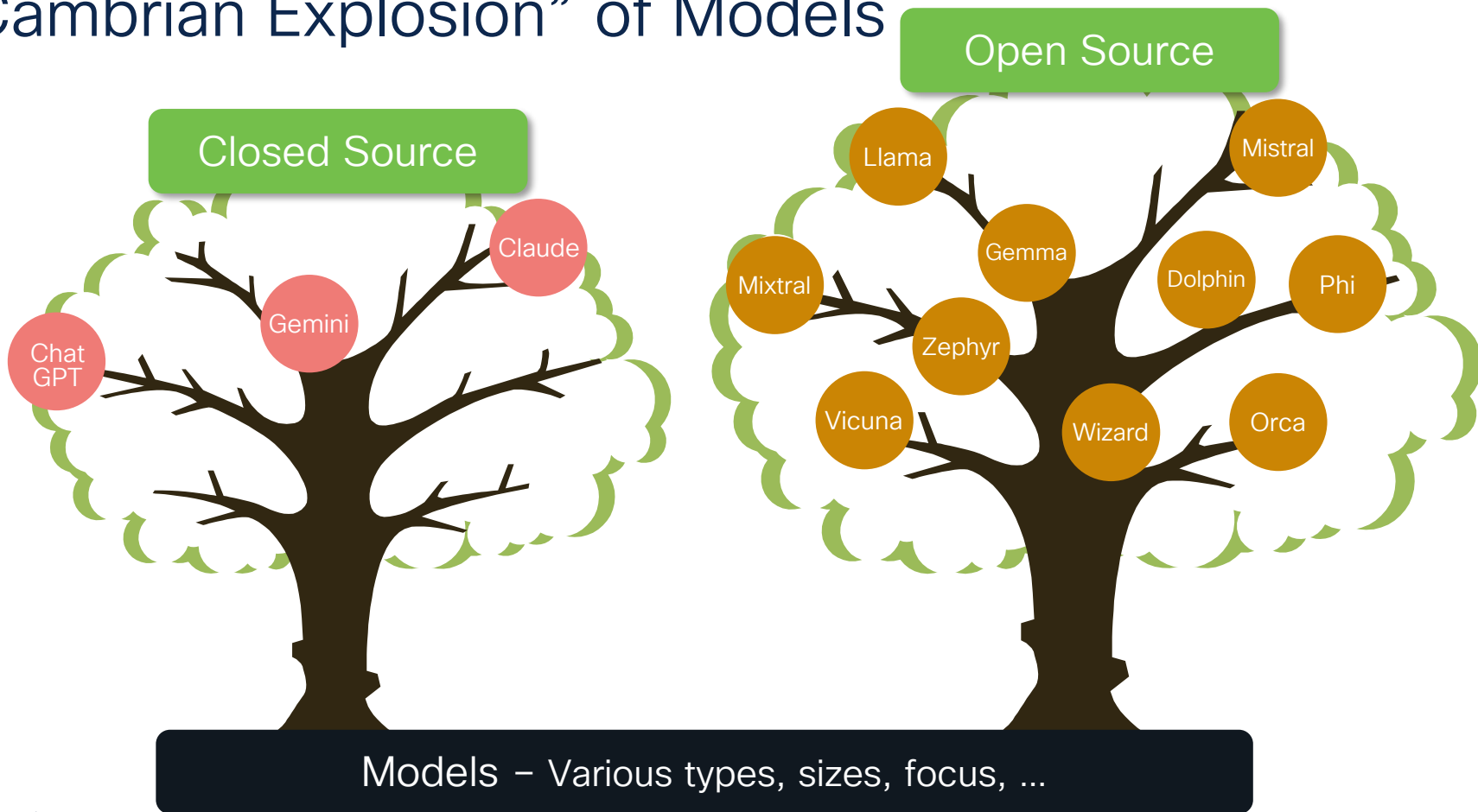
A machine needs some help...

I swam across the river to get to the other bank.



The goal of the attention mechanism is to add
contextual information to words in a sentence.

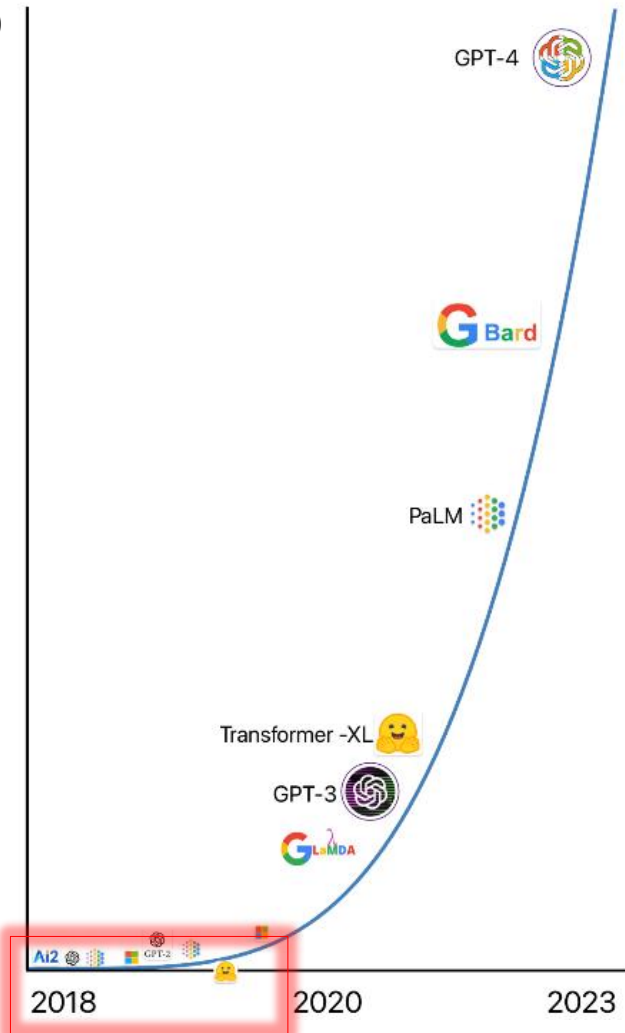
“Cambrian Explosion” of Models



From Billions to Trillions of Parameters ...

1,000,000,000,000

500,000,000,000



FUN FACT!

The human brain contains **86 billion neurons**, and over **100 trillion synaptic connections**



How are LLMs Trained for Text and Code?

Step 1: Data Collection
(Feeding Knowledge)

Step 2: Tokenization
(Breaking It Down)

Step 3: Parameter Learning
(Storing Knowledge)

Step 4: Fine-Tuning
(Specialized Learning)

Step 1: Data Collection (Feeding Knowledge)

What Happens?

- LLMs are trained on massive amounts of text data—books, articles, websites, and more.

Analogy:

- Giving a child access to a library of books, the more they read, the more they learn.



Fun Fact: GPT-4 was trained on terabytes of text, equivalent to hundreds of millions of books.

Step 2: Tokenization and Vectorization

Breaking it Down

How It Works:

- The text is split into **tokens** (words, subwords, or characters) so the model can process it.
- Tokens are further split into vectors (numerical values)

Analogy:

- Teaching a child to break down sentences into words & letters.

Raw Text

"My name is Dave"

["My", "name", "is", "Dave"]

"My" -> [0.12, -0.43, 0.33, 0.85, -0.17]
"name"-> [0.52, 0.10, -0.21, 0.44, -0.09]
"is" -> [0.09, -0.15, 0.47, 0.13, 0.56]
"Richard" -> [0.67, -0.25, -0.33, 0.78, 0.45]

Step 3: Parameters Learning (Storing Knowledge)

What Happens?

- Vectors flow through neural networks; parameters learn token relationships.

Analogy:

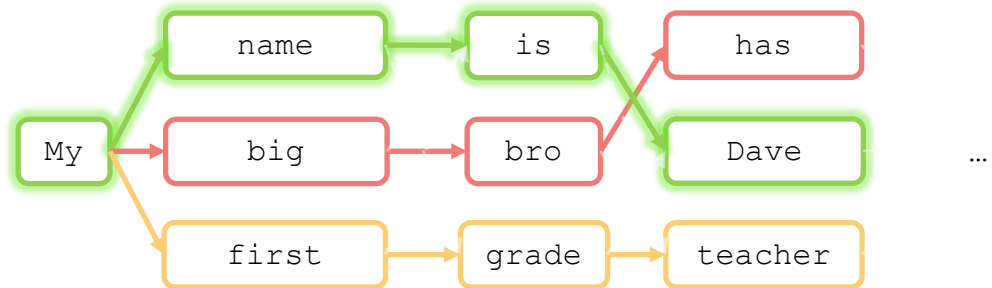
- A child learns how words fit together to form sentences.

Vectorized Text

```
"My" -> [0.12, -0.43, 0.33, 0.85, -0.17]
"name"-> [0.52, 0.10, -0.21, 0.44, -0.09]
"is" -> [0.09, -0.15, 0.47, 0.13, 0.56]
"Dave" -> [0.67, -0.25, -0.33, 0.78, 0.45]
```

Neural Network

Parameters store relationships between tokens to predict next words.



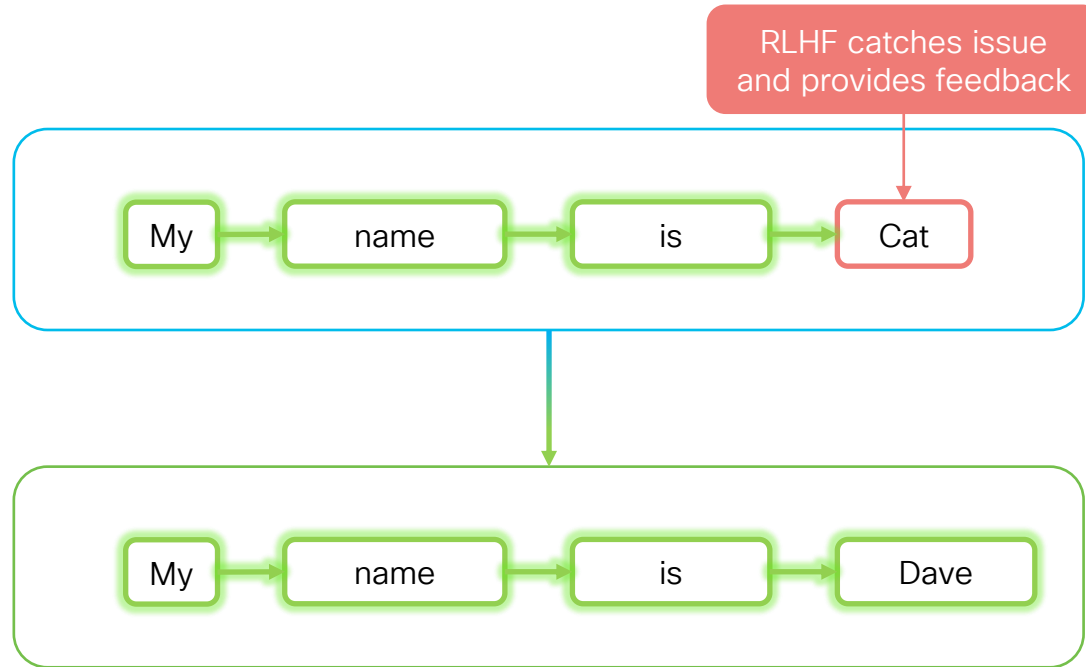
Step 4: Fine-Tuning the Model (Optimizing Predictions)

What happens?

- Parameters are adjusted to minimize prediction errors.
- The model improves by learning from its mistakes

Analogy:

- A child practices speaking by receiving feedback & adjusting.



A Foundational Generative AI Model!

Jack of All Trades Model:

- Pre-trained on vast datasets including text, images, code, etc.
- Can handle a broad array of questions across domains.



Lack of

Real-Time Data

Domain Specific Data

Up-to-Date Data

can cause Hallucinations

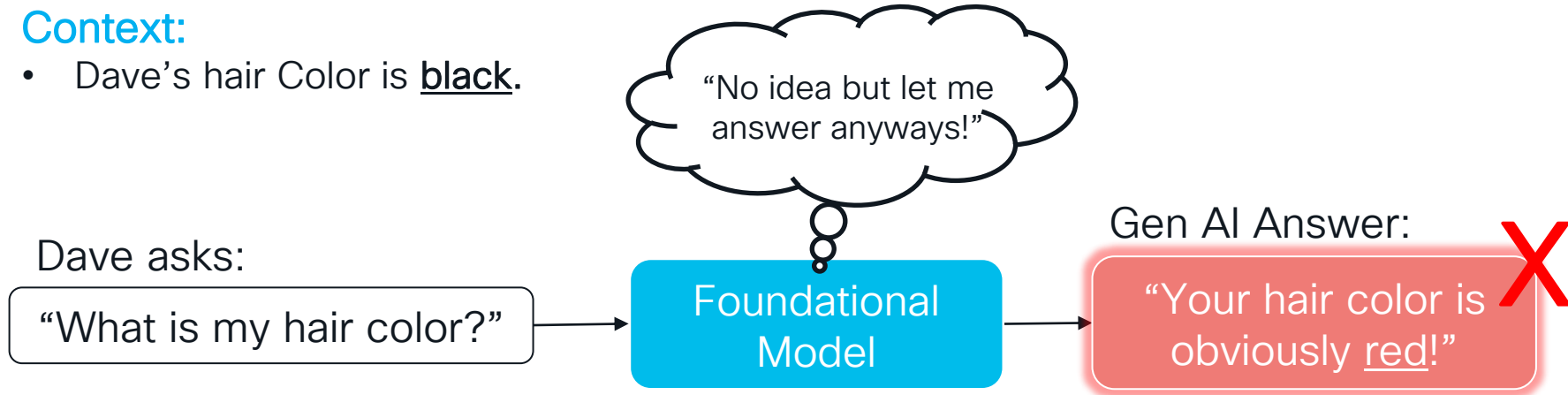
What is a Gen AI Hallucination?

Definition:

- When AI models generate information that is **plausible but incorrect** or completely made up often due to insufficient training data.

Context:

- Dave's hair Color is black.



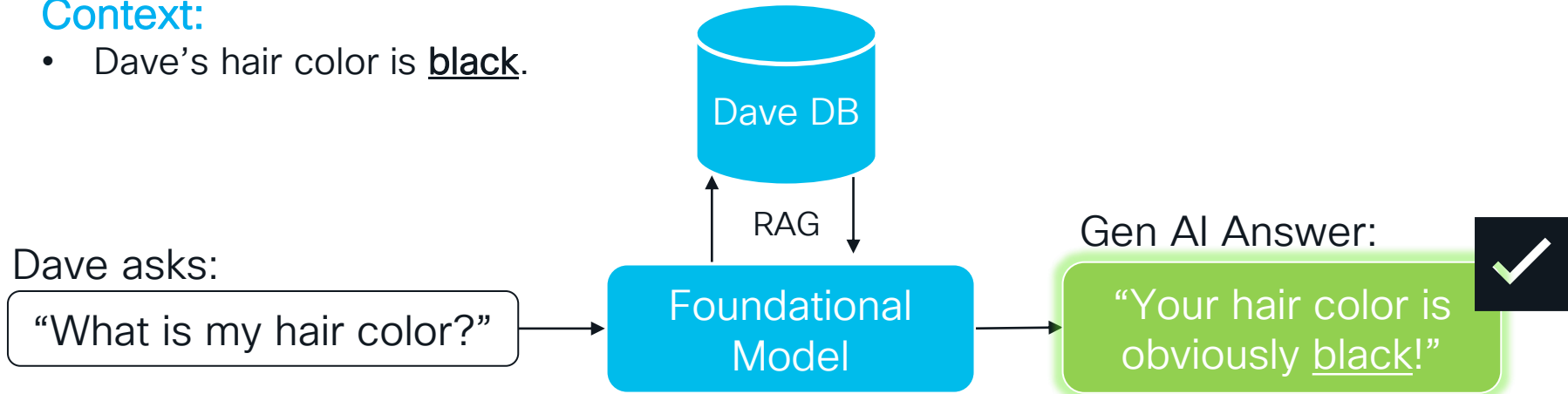
Retrieval Augmented Generation (RAG)

Definition:

- Allows the AI Model to query external sources for data.

Context:

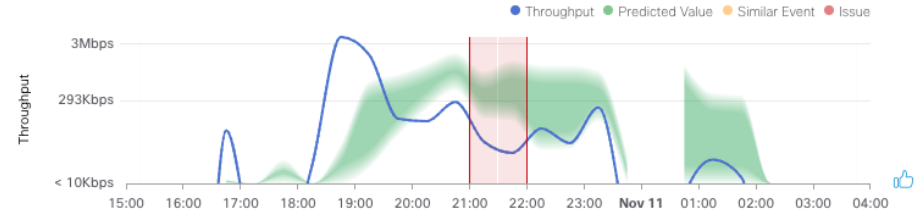
- Dave's hair color is black.



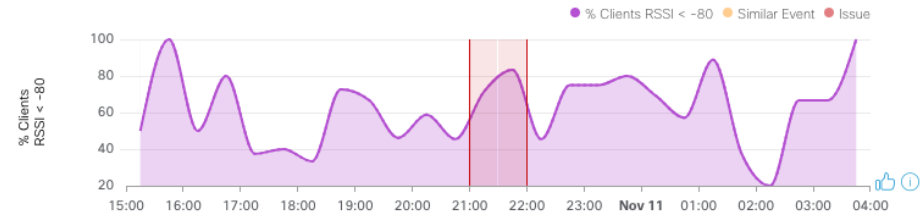
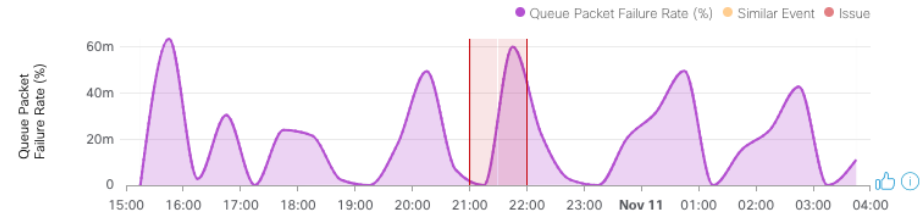
Overview –

Where is Cisco
Using AI/ML in
Products Today?

AI-Powered Wireless Analytics



Probable network causes



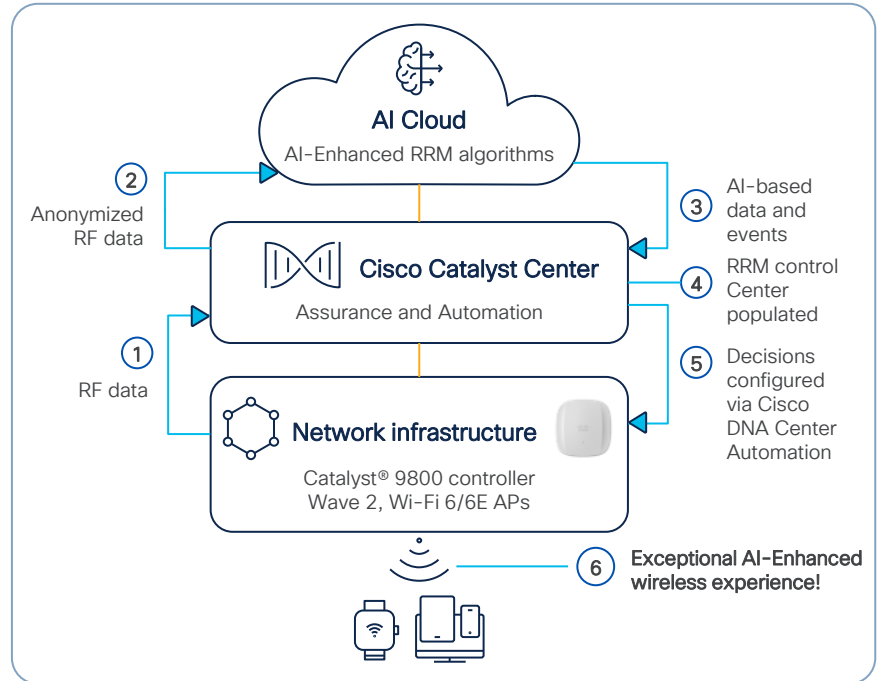
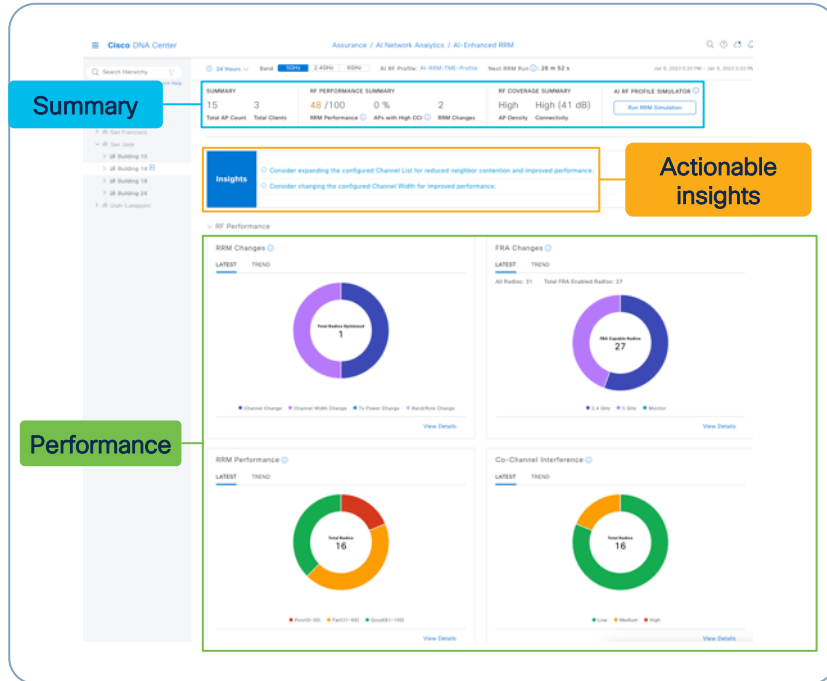
AI-Driven Anomaly Detection
Find + Root Cause Complex Issues

AI-Enhanced RRM

Catalyst AI-Driven RRM solution

Deep RF visibility & advanced control

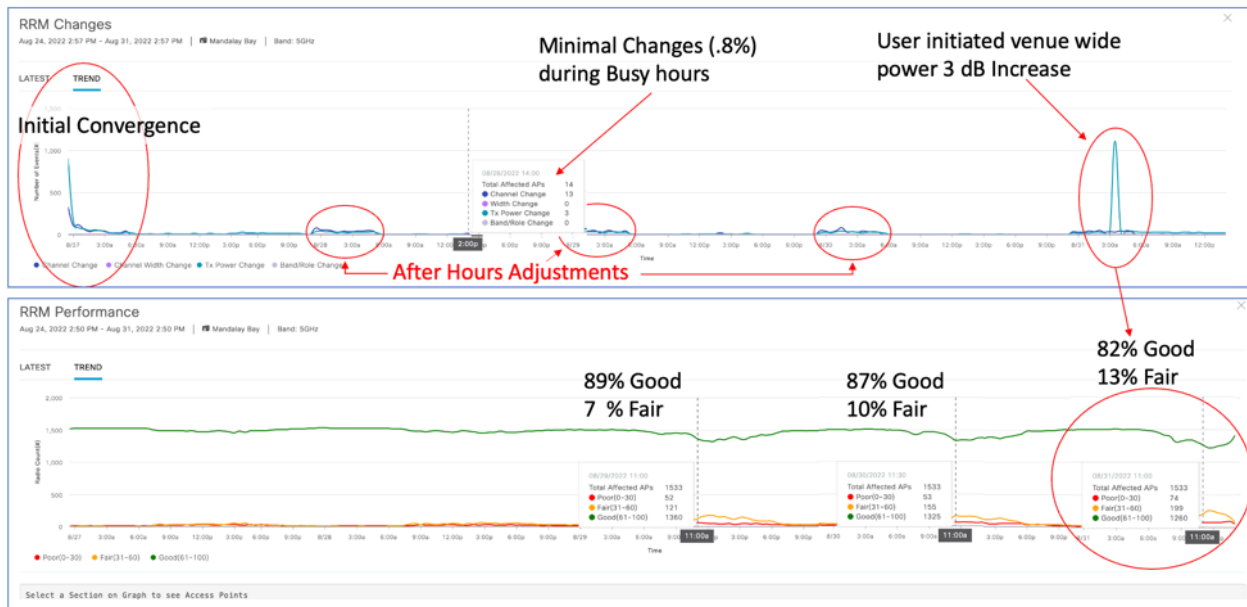
Proactive optimizations for all deployment sizes



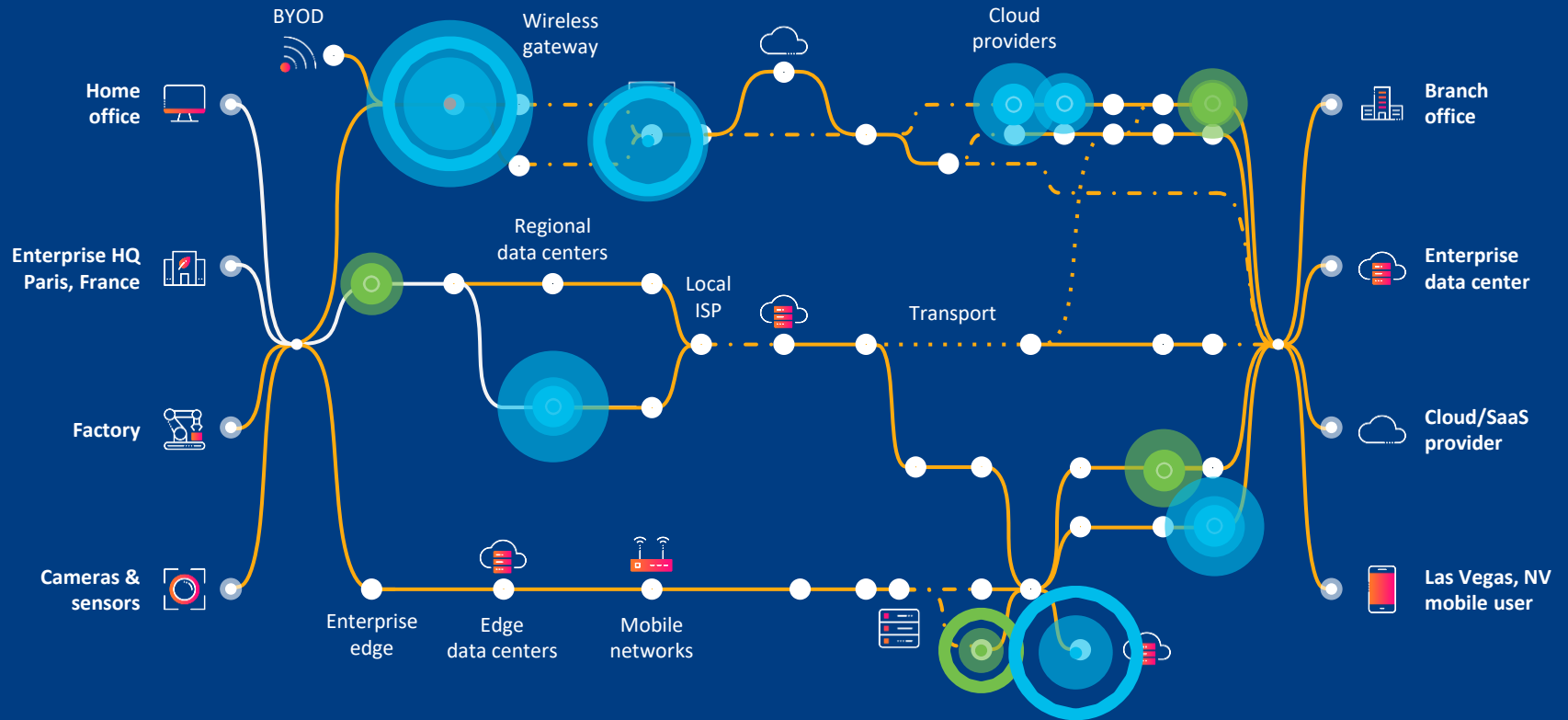
AI-Enhanced RRM in Action

Cisco Impact 20022

- Initial Convergence
~3 Hours
- Changes made at Night
- Health stayed above 85%
(very good with load)
- Manual Changes made last day, easy to spot the decrease in efficiency



Networks are Complex



The Data Challenge



Explosive Data Growth

By 2026, large enterprises will triple their unstructured data capacity across their on-premises, edge and public cloud locations, compared to 2023*.



Proliferation of Data Sources and Types

- Logs, Metrics, Traces,
- Events Cloud, On-prem, IOT



Disparate Use Cases

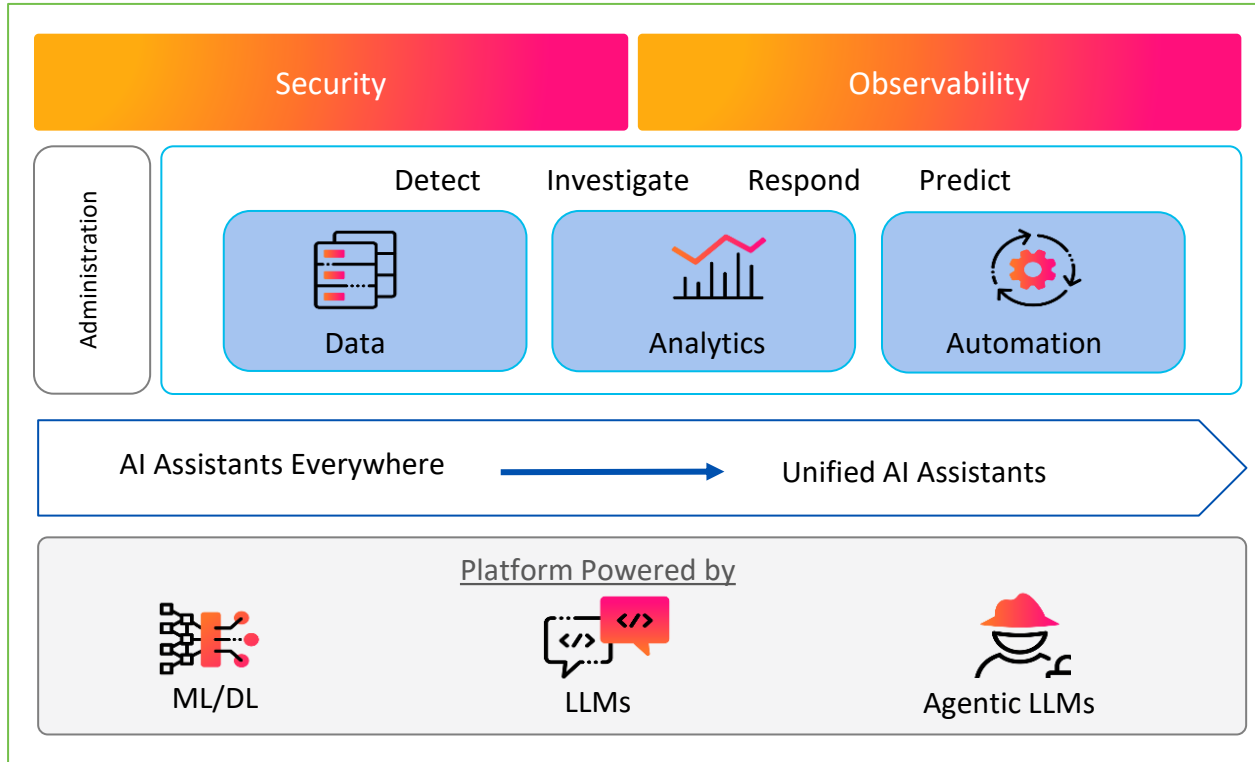
- Troubleshooting
- Threat detection/investigation
- Compliance

Not All Data Is The Same

Data Age and Use Case Applicability Increasingly Important



Splunk AI



Differentiated by:

0010
01010
0101

Data Access:
Splunk + Cisco

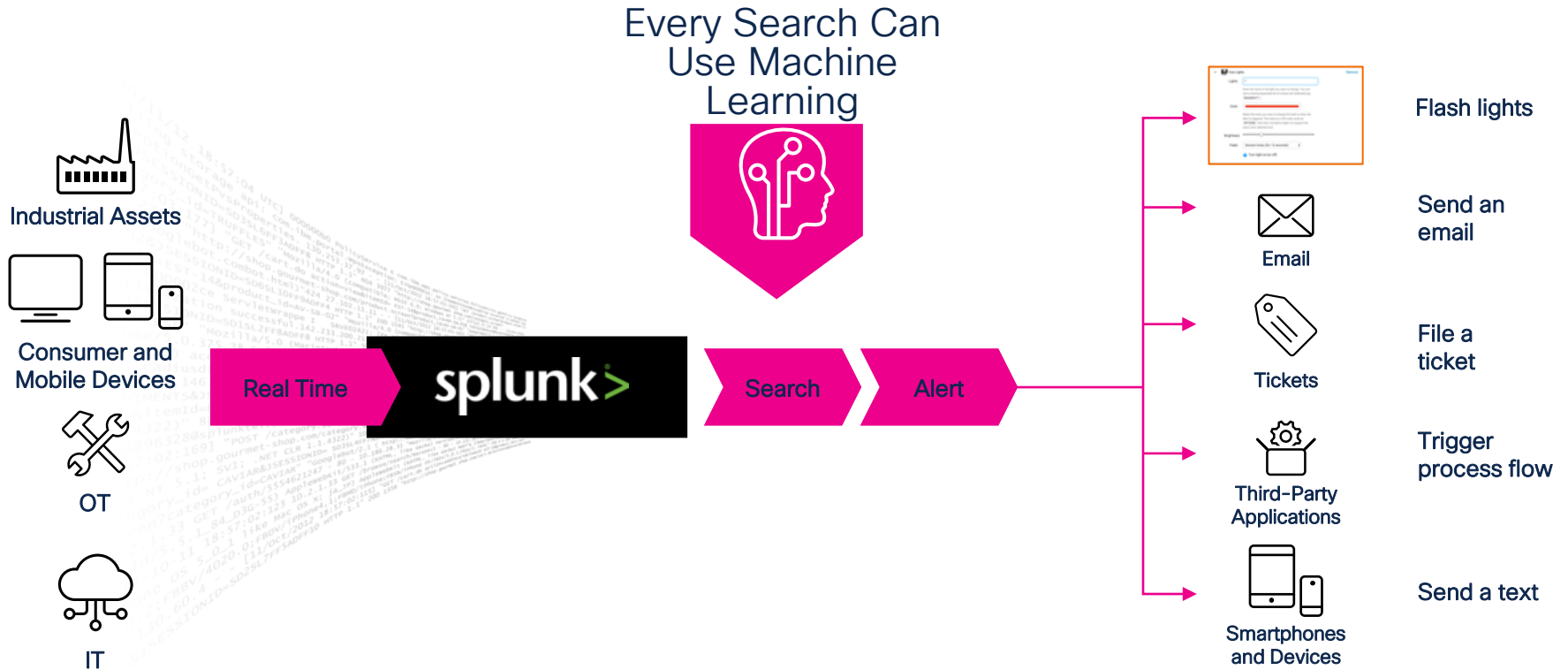


Domain Expertise



Trusted Partner for
Safe AI

Splunk Machine Learning Tool Kit (MLTK)



Splunk App for Data Science and Deep Learning (DSDL)

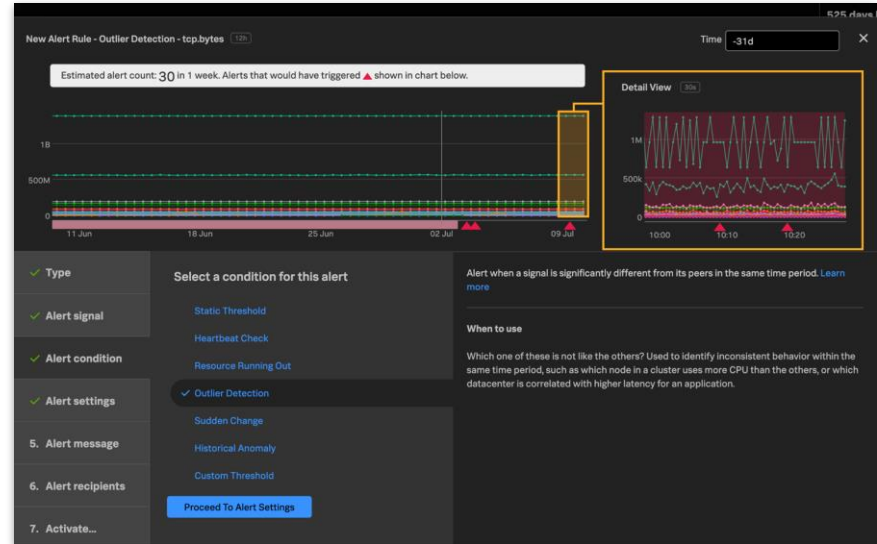


Extension for MLTK to operationalize advanced custom AI / ML use cases

- **Built for Data Scientists**
- **Code Examples:** Guided model building, testing, and deployment of deep learning frameworks
- **Container Management:** Containers & Models can be productionized for scalability & optimization of resources, e.g. CPU & GPU
- **Frameworks:** PyTorch, Tensorflow, SpaCy, DASK, Rapids, Spark, Jupyter Notebooks & Tensorboard, ...
- **Extensible to operationalize any use case**
- **Open Source:** New frameworks & Python Libraries freely available for integration into DSDL via github
- **Acceleration:** Support for GPU accelerated machine learning and inference pipelines

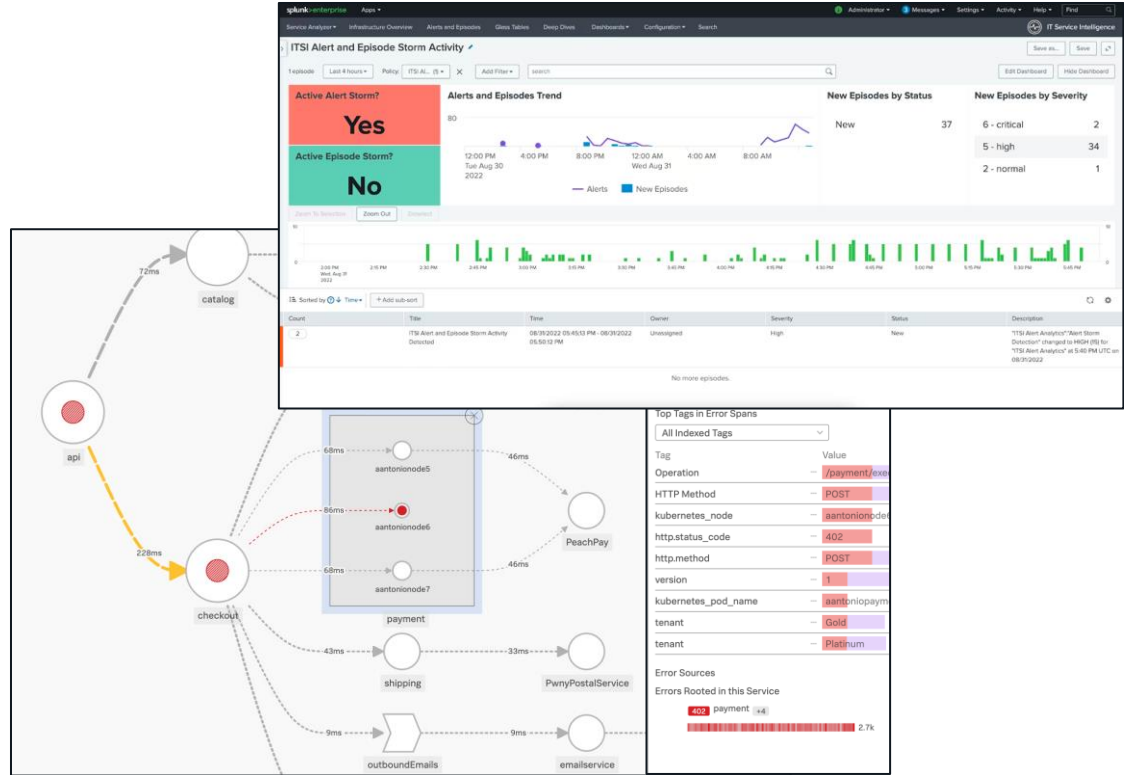
Detect and Predict

- **Intelligent Alerting:** Built in outlier detection, sudden change detection, historical anomaly based on streaming analytics with events available within seconds of occurrence
- **AutoDetect:** Out-of-the-box detection for infrastructure problems
- **Service Level Objectives:** Proactive detection on error budgets and burn rates
- **Adaptive Thresholding:** Exclude historical outliers for improved accuracy
- **ML-Assisted Recommendations** for thresholds and detectors

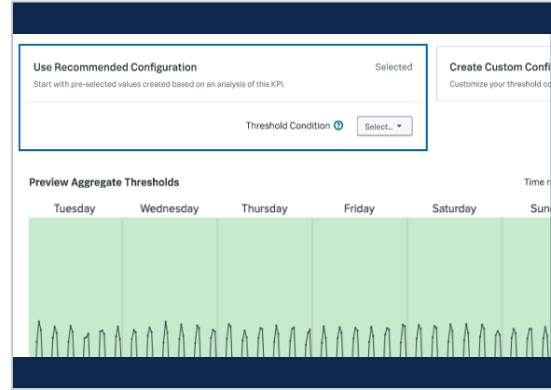
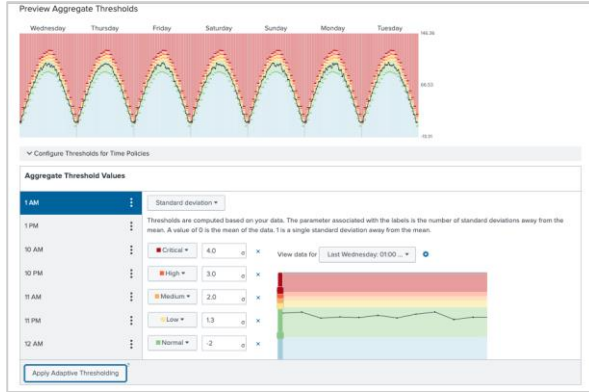


Correlate and Diagnose

- **Service Mapping and Root Error Identification:** Visualize service performance and zero in on errors
- **Tag Spotlight:** Highlight specific span tags impacting latency or error rates
- **Event analytics:** Group related events / alerts to reduce noise and highlight critical issues, via rules engines or ML assistance



ML-Assisted Thresholding in ITSI



Business Impact

- Improved UX for customers
- Decreased churn & data egress with in-product ML

Challenge

- ~2h-days initial lift per KPI which scale to thousands
- High TCO for customers due to complexity of configuration and maintenance

Solution

- One-click threshold configurations
- ML-based recommendations on best possible settings to apply for each KPI
- Available to both on-prem & cloud customers

Bolstering our AI capabilities with acquisitions, investments and strategic partnerships

Acquisitions



Investments



Partnerships



\$1B Investment Fund
AI Infrastructure and AI Software

AI Partner Specialization Training for
Channel Partners

Cisco AI –

Innovations for
Network and App
Security and
Visibility

CISCO *Live!*

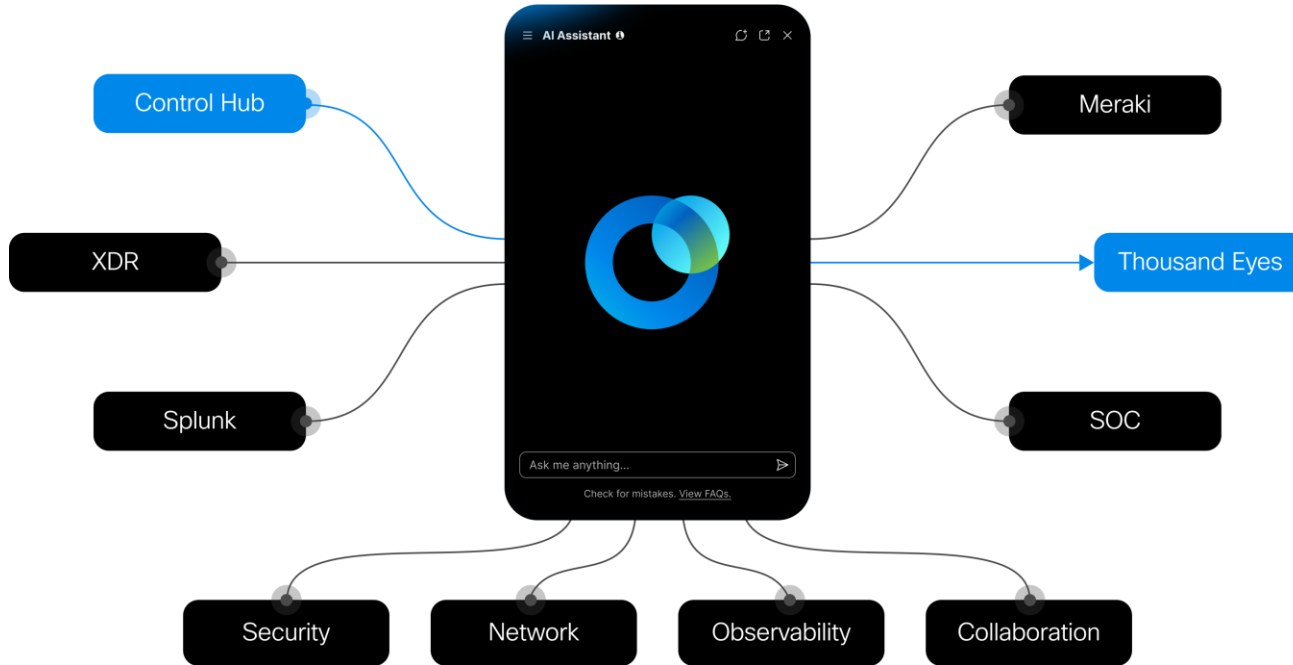


AI Across Cisco's Product Portfolio

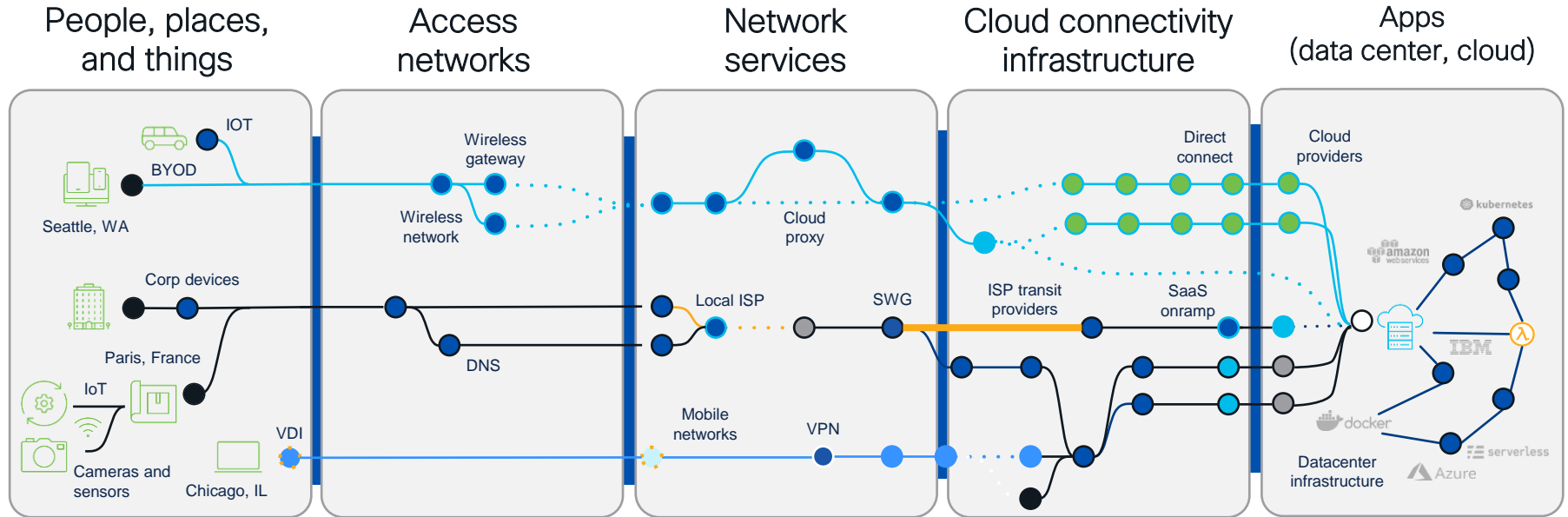
		Networking	Security	Collaboration	Observability	CX
AI	Generative AI	<ul style="list-style-type: none"> Enabled by Silicon One Scheduled Fabric Ethernet Solution Next-gen AIOps & Assurance AI Assistant for Networking 	<ul style="list-style-type: none"> AI Assistant Experience Purpose-built LLMs Autonomous Actions 	<ul style="list-style-type: none"> Language Intelligence New Webex AI Assistant Intelligent Contact Center Realtime Media Models 	<ul style="list-style-type: none"> Model observability Prompt interface AI assistant for summarization 	<ul style="list-style-type: none"> Engineer copilots Automated code creation Customer Q&A & Sentiment analysis Root cause analysis Self-remediation Adoption advisory
	Predictive AI	<ul style="list-style-type: none"> Network Management Network Assurance Anomaly Detection Change Automation Predictive Internet 	<ul style="list-style-type: none"> Email Compromise Analysis Threat Detection Endpoint Trust Monitor Malware Protection Data Protection Alert Prioritization 	<ul style="list-style-type: none"> Background noise removal Voice focus Bandwidth extension People focus / frames Personal/Team insights Cinematic Meetings Meeting Zones 	<ul style="list-style-type: none"> Statistical Modeling Baselining Anomaly Detection Intelligent Automation Data Tagging 	<ul style="list-style-type: none"> Virtual Engineers Analytics Engine Anomaly Detection Sentiment Prediction Managed Insights CX Cloud – Insights & Analytics

Cisco AI Assistant

Bringing together “Skills” across Cisco to 10x customer experience




Apps and Infrastructure Are Complex ... AI Simplifies It!



AI Assistants Have “Skills”, Not Features

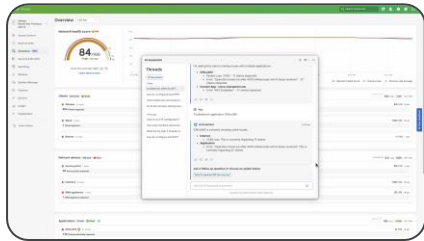
AI Skills

- **Definition:** Any action that a Cisco AI Assistant can perform.
- **Skills:** Troubleshooting, configuration, recommendations, etc.

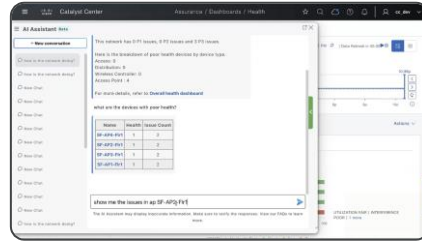


Cisco Networking's Suite of AI Assistants

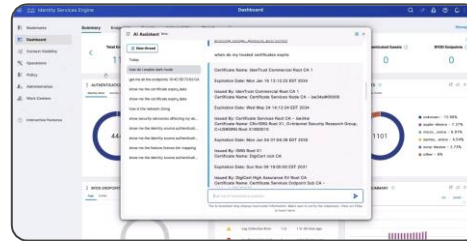
Meraki



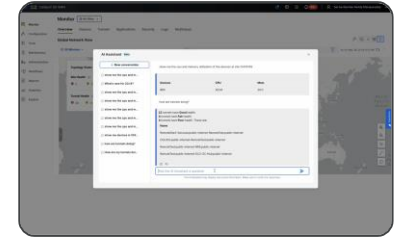
Catalyst Center



Identity Service Engine



SD-WAN



Cloud-managed networking with security, visibility, and device control.

On-prem network management for automation, policy, security & assurance.

Enforces identity-based access policies, ensuring secure network access and compliance

Optimizes WAN traffic and security across remote sites.

Cisco Networking AI Assistant Skills

Documentation Summarization


Summarize key documentation and best practices for quick guidance.

Troubleshooting

Diagnose issues and recommend solutions based on network data.

Impact Analysis & Optimization

Assess impacts of changes and optimize for efficiency.



Network Visibility

Monitor real-time and historical network health and performance.

Configuration & Migration

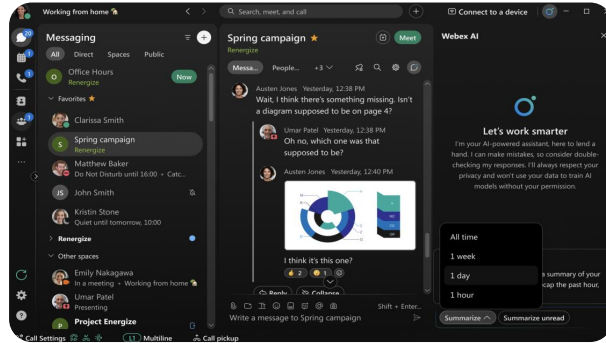
Assist with feature setup and migration readiness.

Support & Case Management

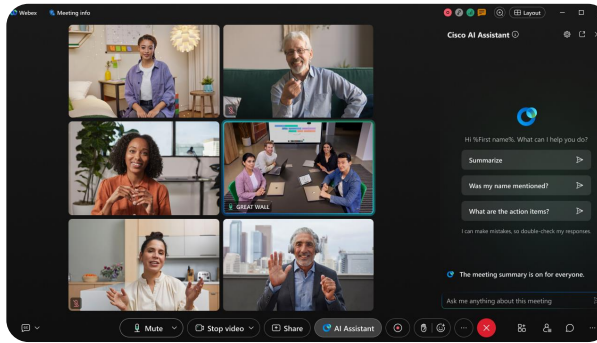
Streamline TAC support and automate case management tasks.

Cisco Webex's Suite of AI Assistants

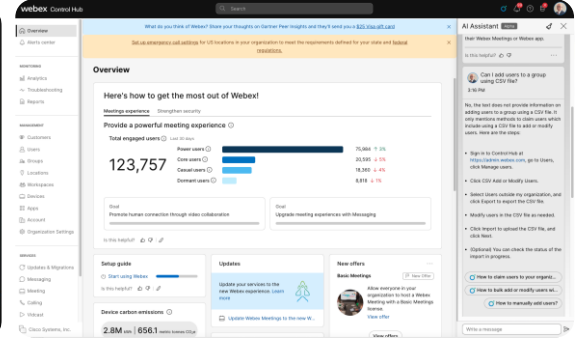
Teams



Meetings



Control Hub



Collaboration workspace with chat, file sharing, and video meetings

High-quality video conferencing for virtual meetings and webinars.

Centralized management for Webex services, users, and security

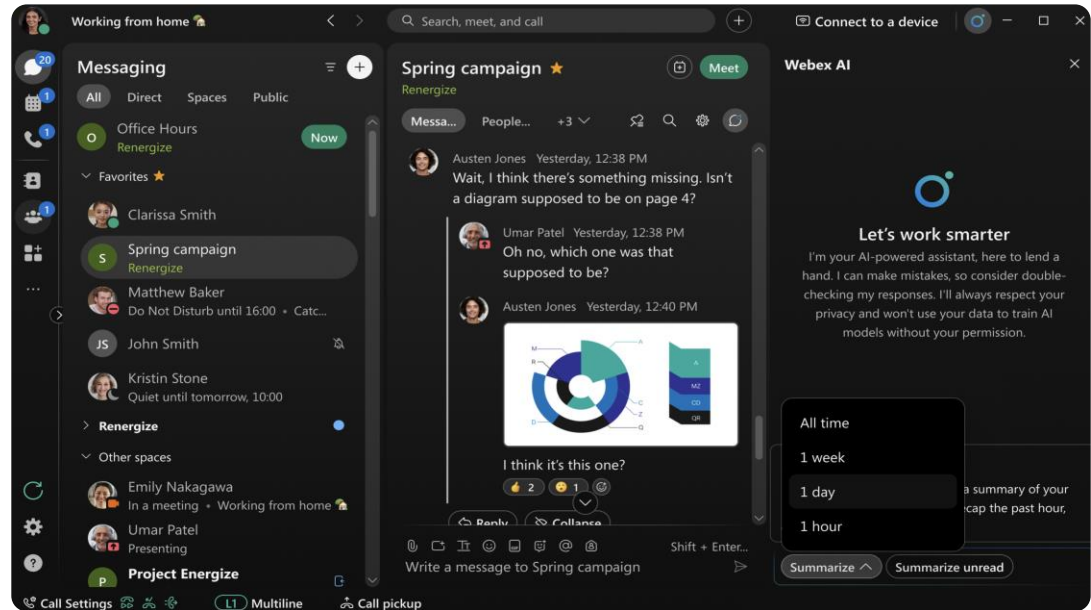
- AI summarizes entire spaces, threads and messages for you
- Get to the point and stay productive!

- Ask AI about this meeting!
- Catch up on what you missed or if your name was mentioned
- Save the summary without having to record and more!

Conversation Catch up & Summary

Available

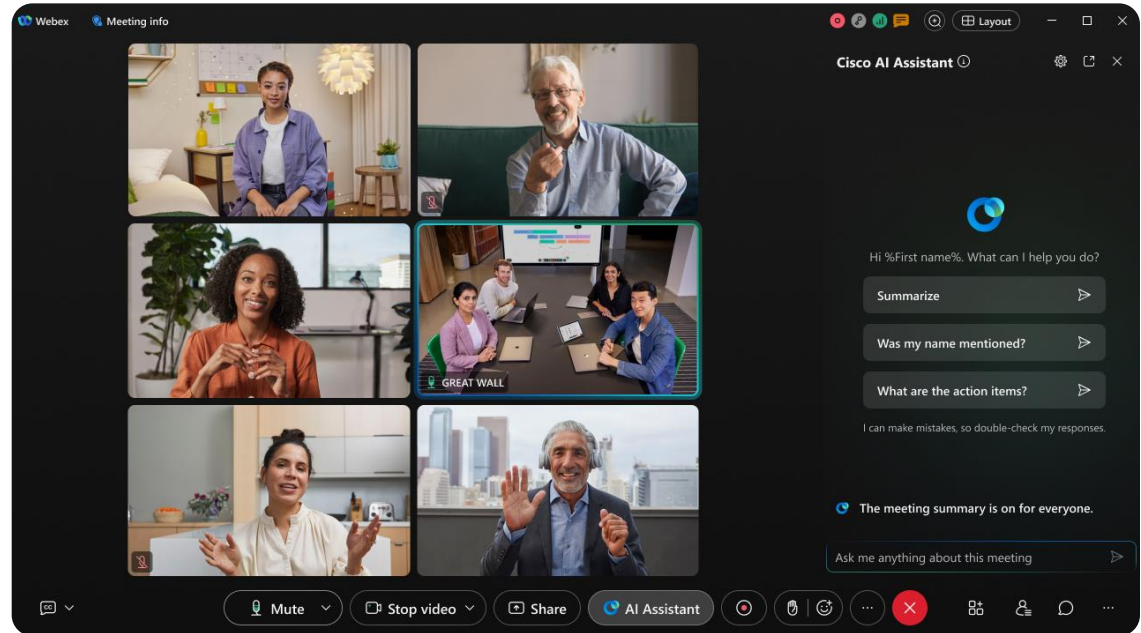
- AI summarizes entire spaces, threads and messages for you.
- Get to the point and stay productive!



AI Assistant in Meetings

Available

- Ask AI about this meeting!
- Catch up on what you missed or if your name was mentioned.
- Save the summary without having to record and more!



Cisco Firewall AI Assistant Skills

GA

Documentation Summarization


Search Cisco's product docs for clear, actionable, and simplified insights

Policy Rule Creation

Create policies with natural language

Ticketing Integration with CX

Enables TAC case creation and modification



Policy Insights

Enables quick discovery of policies with fast, rich data responses on-demand

Policy Analysis & Optimization

Proactively discover and remediate policy misconfigurations and anomalies

AIOps Integration

Insights into firewall traffic, configuration, capacity to enhance security posture.

Improve alert fidelity | XDR + AI Assistant

Deliver risk- and impact-based prioritizations with **threat correlation**

Investigate, prioritize, respond, and recover **from one console**

Command every response and action with **AI-driven automation**

Get confident verdict with **cross-domain telemetry** and **threat intelligence enrichment**

The screenshot displays the Cisco XDR Control Center interface. The main view shows a list of incidents with columns for checkboxes, priority (e.g., 1000, 500, 250), and names. A specific incident, 'Suspected Malicious URL on ip-192-168-249-115', is highlighted with a blue bar and a mouse cursor. A detailed view of this incident is shown on the right, featuring a title, priority (780), status (Incident Report...), and a breakdown of the priority score (78 Detection Risk, 10 Asset Value at Risk). The short description states: 'The device communicated with a suspected malicious URL. The alert uses the Suspected Malicious URL observation and requires URL data provided by firewalls via the Cisco Security Analytics and Logging (SAL) integration or Enhanced Netflow.'

Priority	Detection Risk	Asset Value at Risk
780	78	10

Cisco XDR AI Assistant Skills

Public
Preview

Documentation Summarization


Provides concise incident summary to enable quick understanding of an ongoing incident.

Respond and Remediate

Automate response actions, create Webex War rooms, and generate incident reports

AI-Generated Notes

Automatic generation of incident investigation notes of manual actions for XDR audit logs



Explain and Recommend

Provides recommendations to remediate incidents, thereby reducing response times

Interpret Incidents

Ask natural language questions to rapidly understand an ongoing incident

Preemptive Detection & Response

Augment attack chain detection in XDR with recommended response actions

Unified AI Assistant on SCC Skills

GA in
March

Multi-Source Docs
Foundational Skill

All Products Provisioned with SCC








Unified AI Assistant on
Security Cloud Control

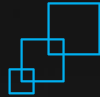
Native Skills Integration

All Products Provisioned with SCC

Individual AI Assistants Are Integrated Across Cisco

 Security	Firewall, Secure Access, XDR, Hypershield, Duo, Splunk Enterprise Security
 Networking	Meraki, Catalyst Center, ISE, Catalyst SD-WAN
 Observability	Splunk Observability
 Data	Splunk Enterprise
 Collaboration	Webex Meeting, Webex Teams, Webex Control Hub

Cross-Platform Troubleshooting is Complex



Integrations Are Seldom Comprehensive

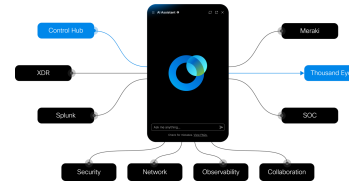
- Cisco platforms often only have basic integrations with each other.
- Users must manually correlate data across platforms for troubleshooting.



Troubleshooting is Time-consuming

- It can require multiple teams & tickets, hours to days to resolve.
- Example: Poor Webex experience could require Meraki, ThousandEyes, & Firewall teams.

Unifying Cisco AI Assistants introduces “Foundational” Skills



Roadmap

Native Skills

- **Definition:** Insights and actions taken for a single platform at a time.
- **Example:** Checking the client's health on Meraki.




Individual AI Assistant

Skills for One Platform

Foundational Skills

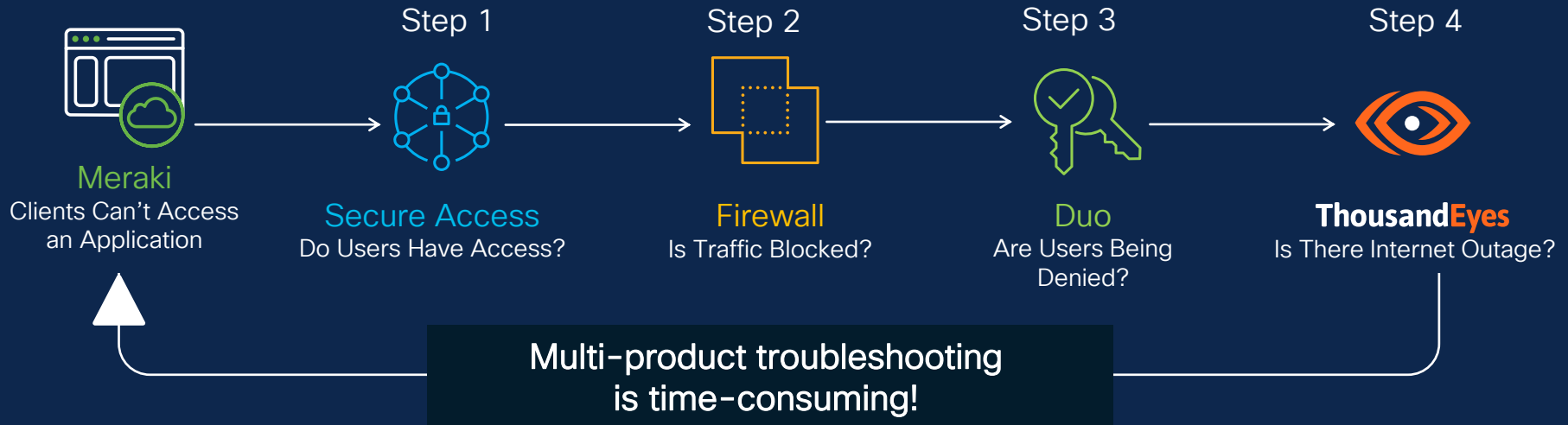
- **Definition:** Combines intelligence across multiple products for enriched insights to accelerate RCA action.
- **Example:** Correlating a poor-performing Meraki client with XDR, Firewall, & ThousandEyes data for cross-domain context.



Unified AI Assistant

Skills for Many Platforms

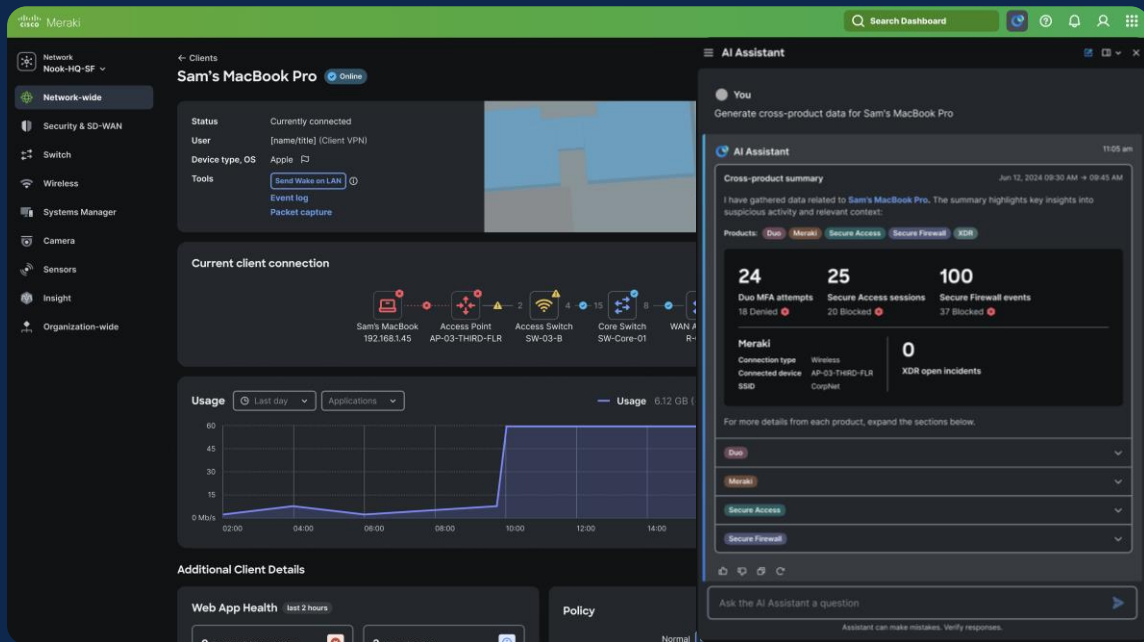
Troubleshooting Clients, Devices, & Apps Often Require Data From Multiple Products



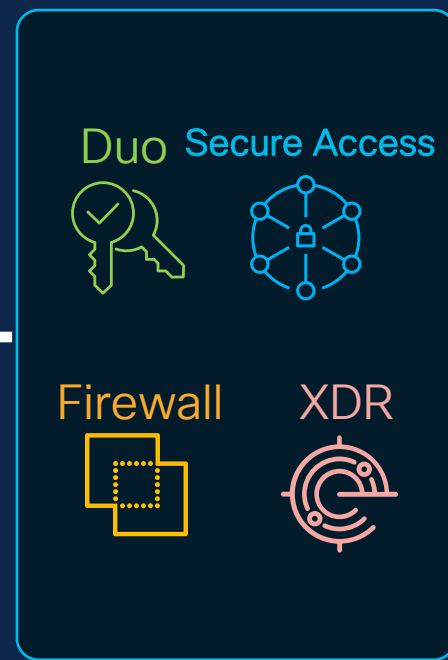
Accelerate Troubleshooting with Cross-Product Insights

Roadmap

Client with Performance Issue Discovered

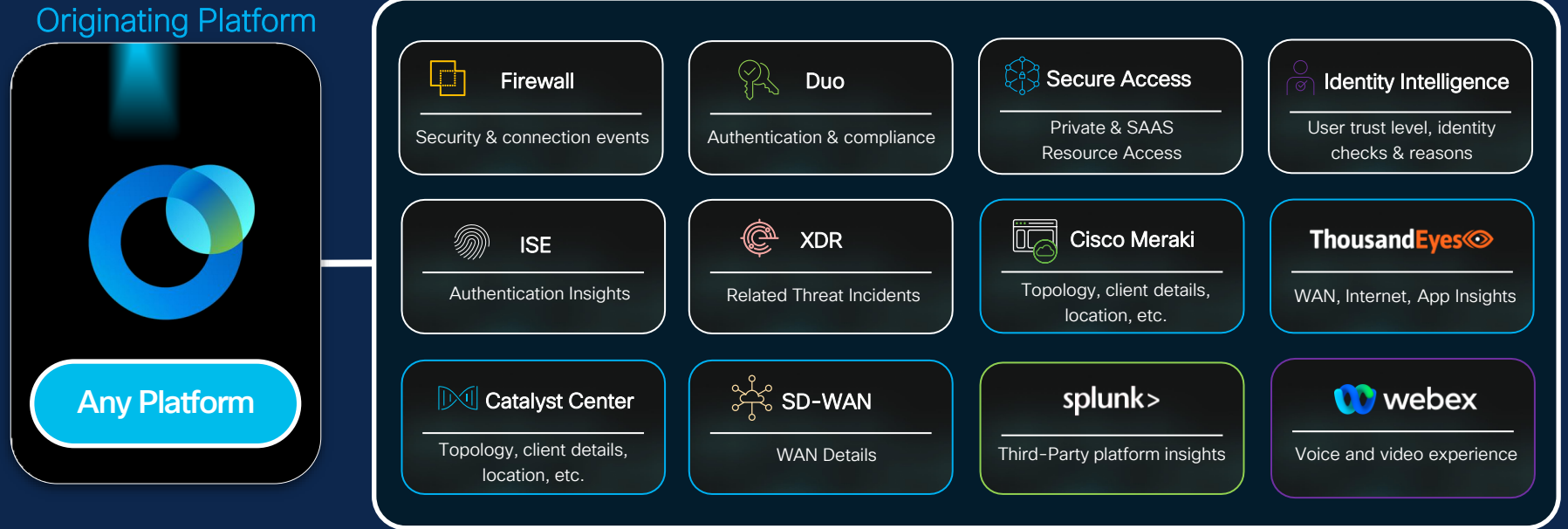


User's Products



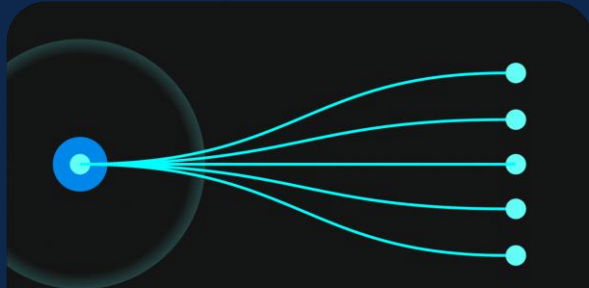
Correlate Any Data From Anywhere for Full Context

All Platforms That Supplement the Issue Being Troubleshooted



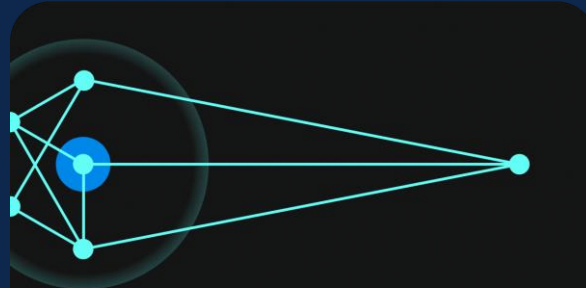
Note: List of platforms above isn't comprehensive to all that is supported.

Benefits of the Unified AI Assistant




One assistant, many skills

Each Cisco product enhances the Unified AI Assistant with additional “simple” skills to troubleshoot issues.



Compounding value

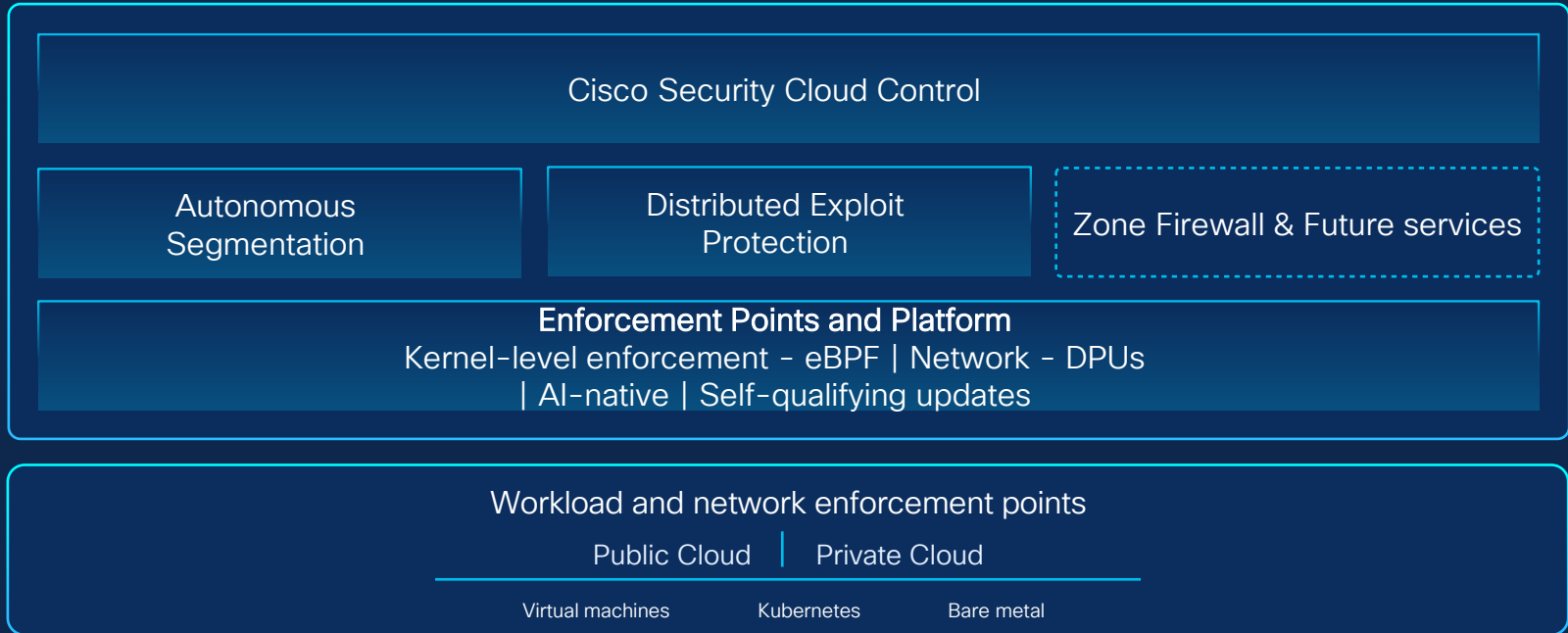
Combines cross-platform ‘simple’ skills into ‘composite’ skills—more Cisco products mean exponentially richer context and smarter recommendations.



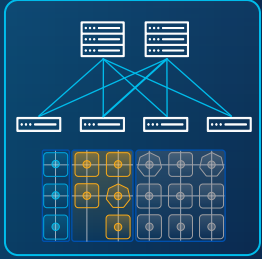
Accelerated resolution

Troubleshooting is consuming, but the AI Assistant enables RCA in minutes by correlating cross-domain insights!

Cisco Hypershield

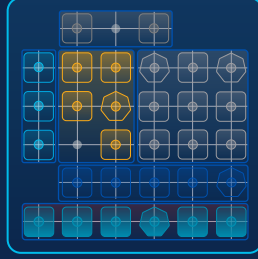


Cisco Hypershield use cases



L4 Zone-Based Segmentation

- Within and across data centers, cloud edge and top-of-rack
- Consistent policy enforcement
- Simplified architecture and lower costs



Autonomous Segmentation

- Deep understanding of app behavior
- Comprehensive inputs for policy creation
- Constantly adapting to changing apps



Distributed Exploit Protection

- Mitigate known and unknown vulnerabilities
- Surgical mitigating controls
- Protection within minutes, while app keeps running

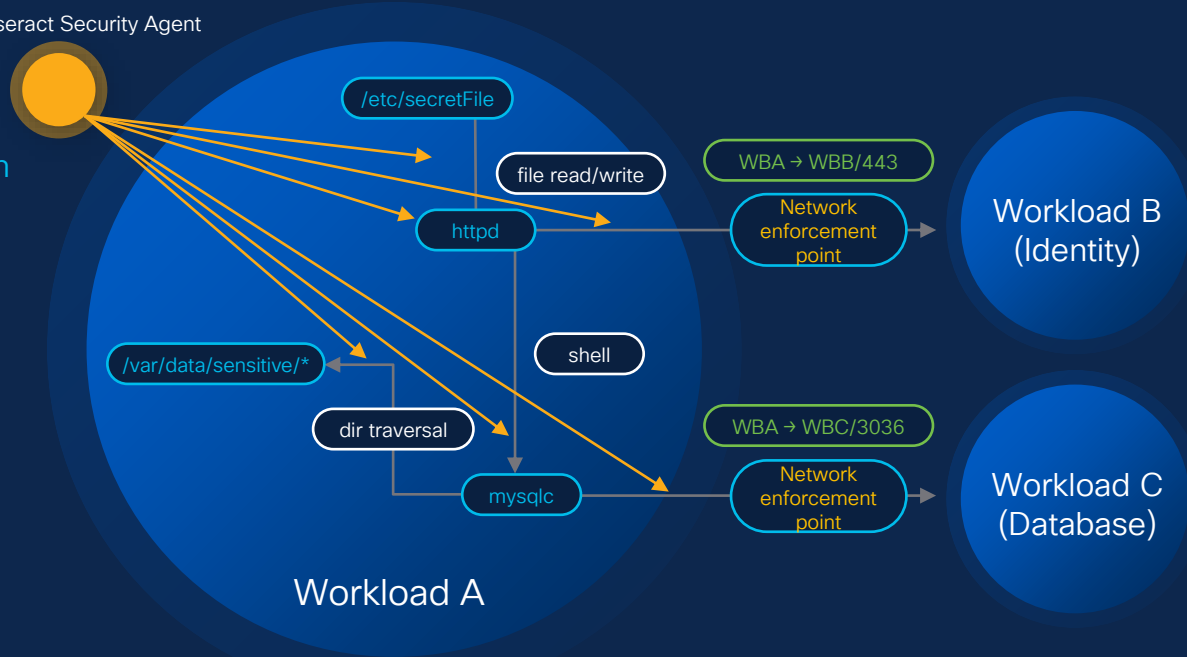
Visibility and controls in network and workload

Tesseract Security Agent provides deep **visibility** and **security controls** within workload

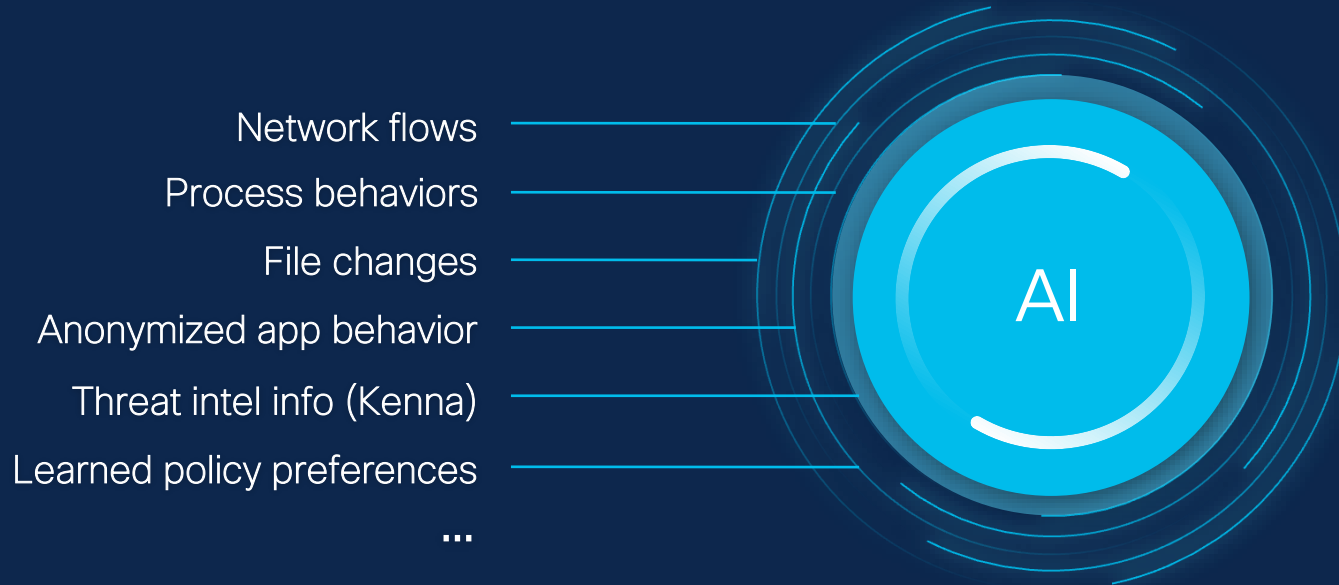


- Network
- File read/write
- Directory traversals
- Privilege escalations

Tesseract Security Agent

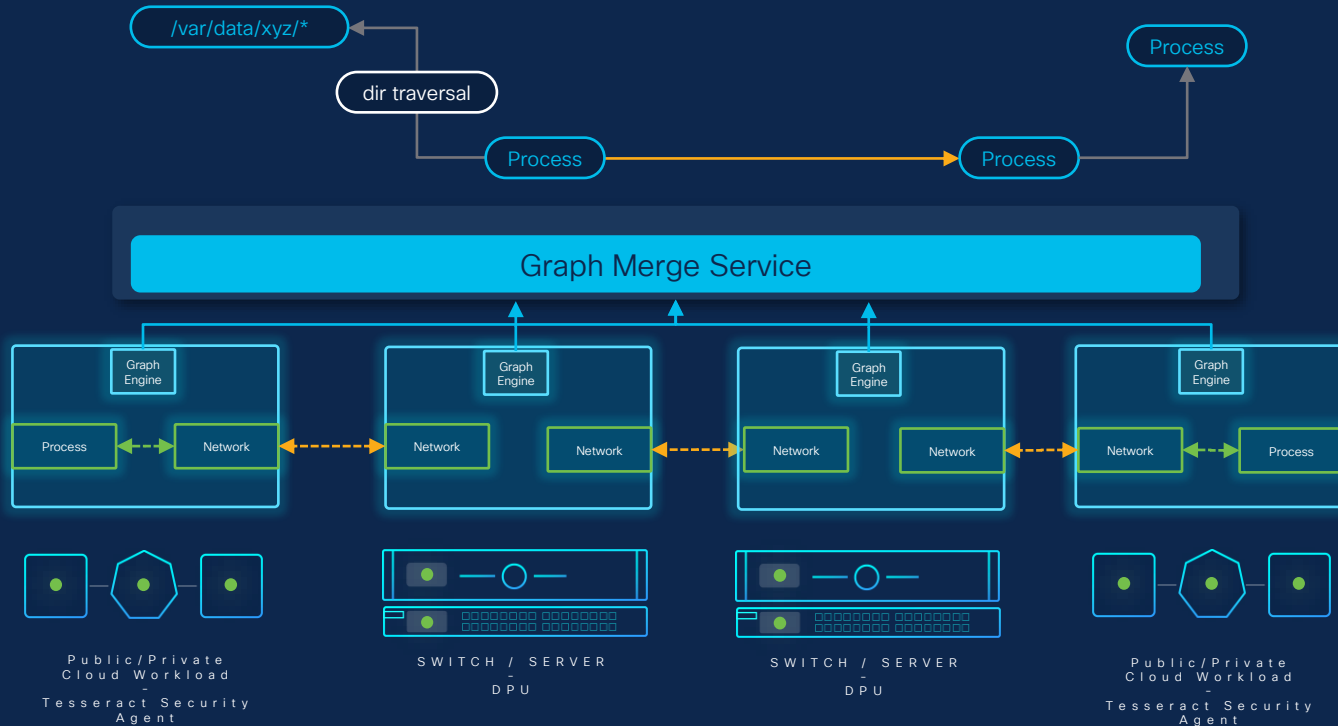


Comprehensive inputs for policy creation

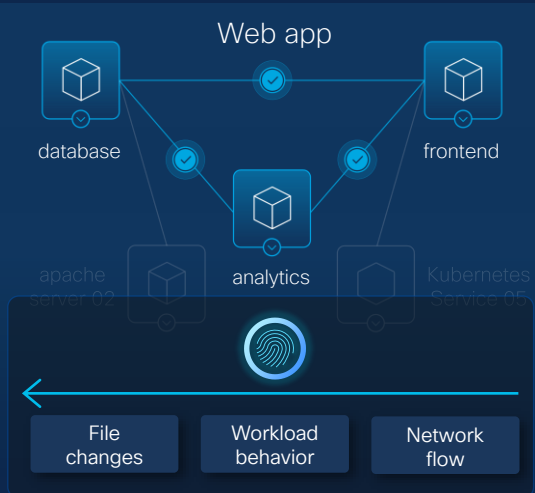


Application Fingerprinting

Distributed Graph Engine



Segmentation that is effective and keeps up with changing applications

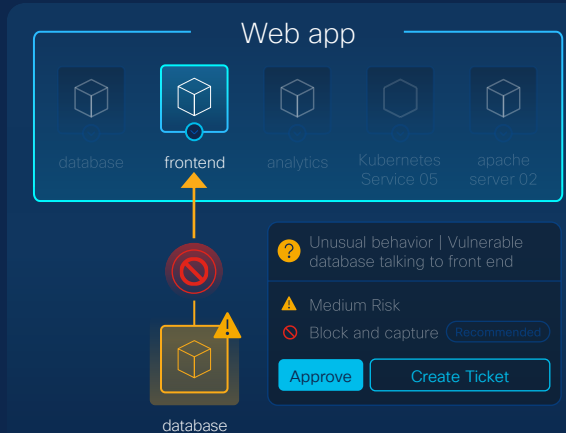


Complete understanding of changing app behavior from network to workload to pre-prod

Recommendations

- ✓ Permit web app frontend can access database ✓
- ✓ Permit web app frontend can access analytics ✓
- ✓ Permit web app analytics can access database ✓
- ✓ Default observe and permit web app policy group... ✓

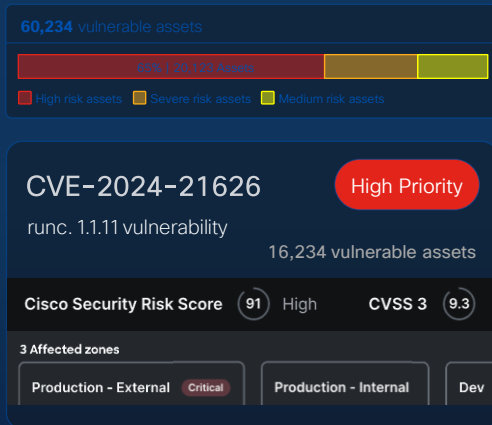
Flexible segmentation rules that help avoid app fragility



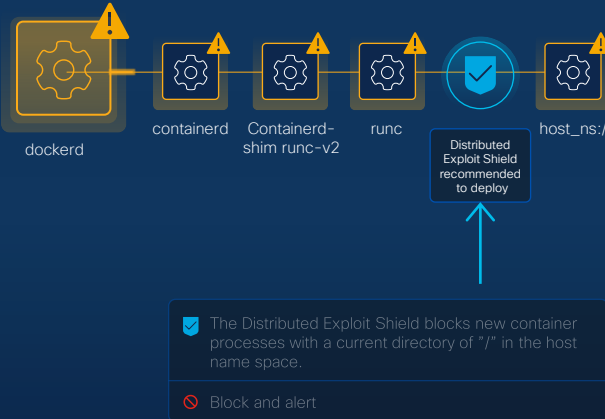
Policies updated to stricter rules in response to suspicious events

Note: Images are not an exact product UI representation

Close the exploit gap against growing vulnerabilities with automated workflows



Complete view of the vulnerabilities, prioritized by severity and critical business flows



Surgical mitigating control in the path of the process that keeps application running



The Distributed Exploit Shield was already tested in your environment

Tested against live production traffic to earn trust and increase confidence

Note: Images are not an exact product UI representation

Hypershield AI can recommend PARC policies

✓ Distributed Exploit Shield | runc-exec... ✓ Verified ^

REMEDIATION 1 Recommended ...

The Distributed Exploit Shield blocks new container processes with a current working directory of "/" in the host namespace.

Reason Remediates vulnerability **CVE-2024-21626**

Effect ⊘ Block and alert

Principal **/usr/local/sbin/runc**

Action sys_execve

Resource *

Condition when principal.version <= 1.1.11 or unknown and action.cwd = "host_ns:/"

Deployed by 8,734 other customers

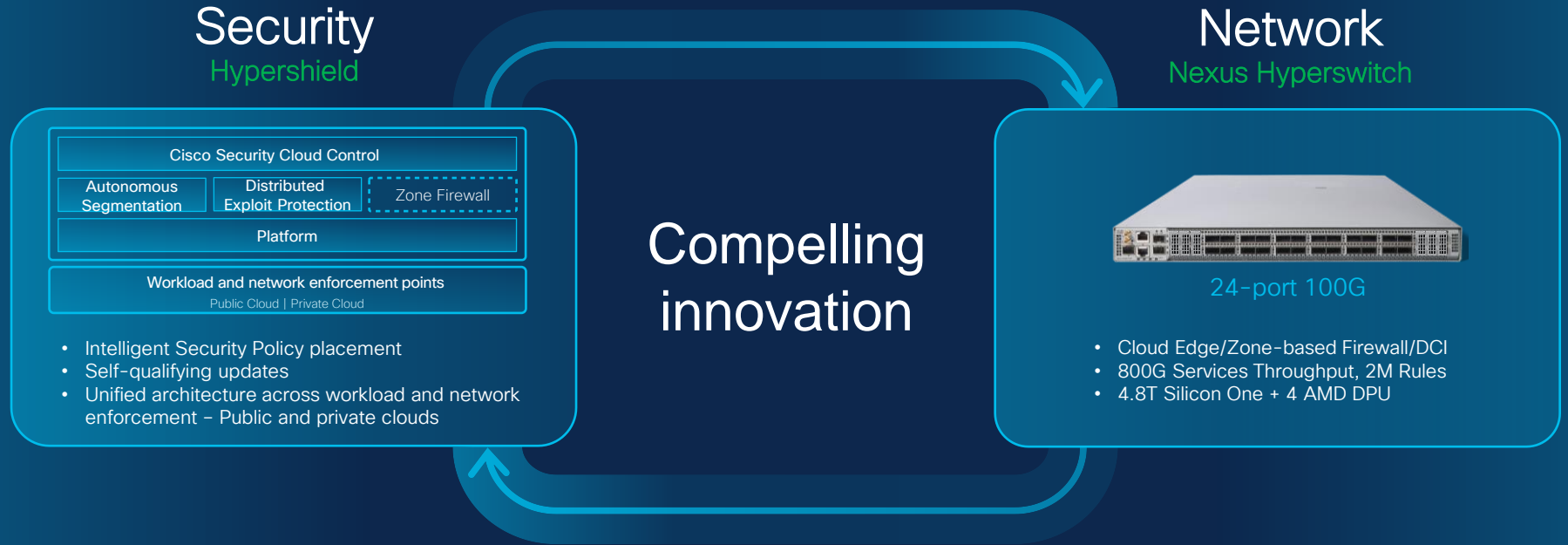
[Deploy](#) [View 3 alternative remediations](#) [Archive](#)

AI generated rule blocking a vulnerable container process:



When Security meets the Network

Cisco Nexus 9000 DPU Switch + Hypershield



The AI Defense Solution



AI Defense: Guardrail Categories

Security

- Prompt Injection
- Denial of service
- Cybersecurity and hacking
- Code presence
- Adversarial content
- Malicious URL

Privacy

- IP Theft
- PII
- PCI
- PHI
- Source code

Safety

- Financial harm
- User harm
- Societal harm
- Reputational harm
- Toxic content

Relevancy

- Content moderation
- Hallucination
- Off-topic content

Map guardrails to standards and frameworks:



Guardrails can be modified to fit industry, use case, or preferences



The AI Defense Solution



Webex App

Questions?

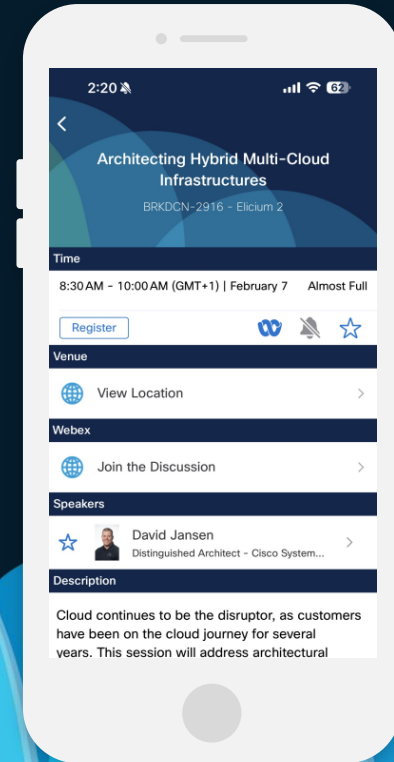
Use the Webex app to chat with the speaker after the session

How

- 1 Find this session in the Cisco Events mobile app
- 2 Click “Join the Discussion”
- 3 Install the Webex app or go directly to the Webex space
- 4 Enter messages/questions in the Webex space

Webex spaces will be moderated by the speaker until February 28, 2025.

CISCO *Live!*



Fill Out Your Session Surveys



Participants who fill out a minimum of 4 session surveys and the overall event survey will get a unique Cisco Live t-shirt.

(from 11:30 on Thursday, while supplies last)



All surveys can be taken in the Cisco Events mobile app or by logging in to the Session Catalog and clicking the 'Participant Dashboard'



Content Catalog

Continue your education

- Visit the Cisco Showcase for related demos
- Book your one-on-one Meet the Engineer meeting
- Attend the interactive education with DevNet, Capture the Flag, and Walk-in Labs
- Visit the On-Demand Library for more sessions at ciscolive.com/on-demand. Sessions from this event will be available from March 3.



Thank you

CISCO *Live!*



CISCO *Live!*

GO BEYOND

A series of overlapping, rounded, teardrop-shaped abstract forms in various shades of blue, ranging from light to dark, positioned on the right side of the image.