

The background is a vibrant, abstract graphic. It features a central bright white light source from which numerous colorful rays emanate, creating a sunburst or starburst effect. The rays transition through a spectrum of colors including yellow, orange, red, and various shades of blue and green. Overlaid on this are large, flowing, wavy shapes in similar colors, giving the overall impression of energy, movement, and a digital or network theme.

cisco *Live!*

Let's go

#CiscoLive



The bridge to possible

Safeguarding the value and integrity of Cisco Certifications

Brent Hill, Exam Protections & Security Operations Manager

Brent Morris, Enforcements and Investigations Program Manager

Susan Bastion, Ph.D. Psychometrician

@CiscoExamSec

IBOCRT-1000

CISCO *Live!*

#CiscoLive

Cisco Webex App

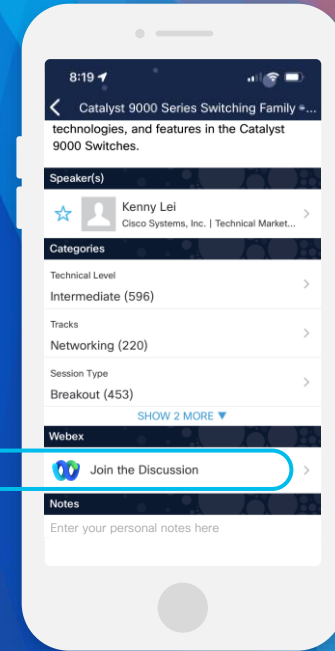
Questions?

Use Cisco Webex App to chat with the speaker after the session

How

- 1 Find this session in the Cisco Live Mobile App
- 2 Click “Join the Discussion”
- 3 Install the Webex App or go directly to the Webex space
- 4 Enter messages/questions in the Webex space

Webex spaces will be moderated by the speaker until June 9, 2023.



<https://cislive.ciscoevents.com/cislivebot/#IBOCRT-1000>

Agenda

Introductions

Certification Development

Exam Item Lifecycle

Exam & Item Performance

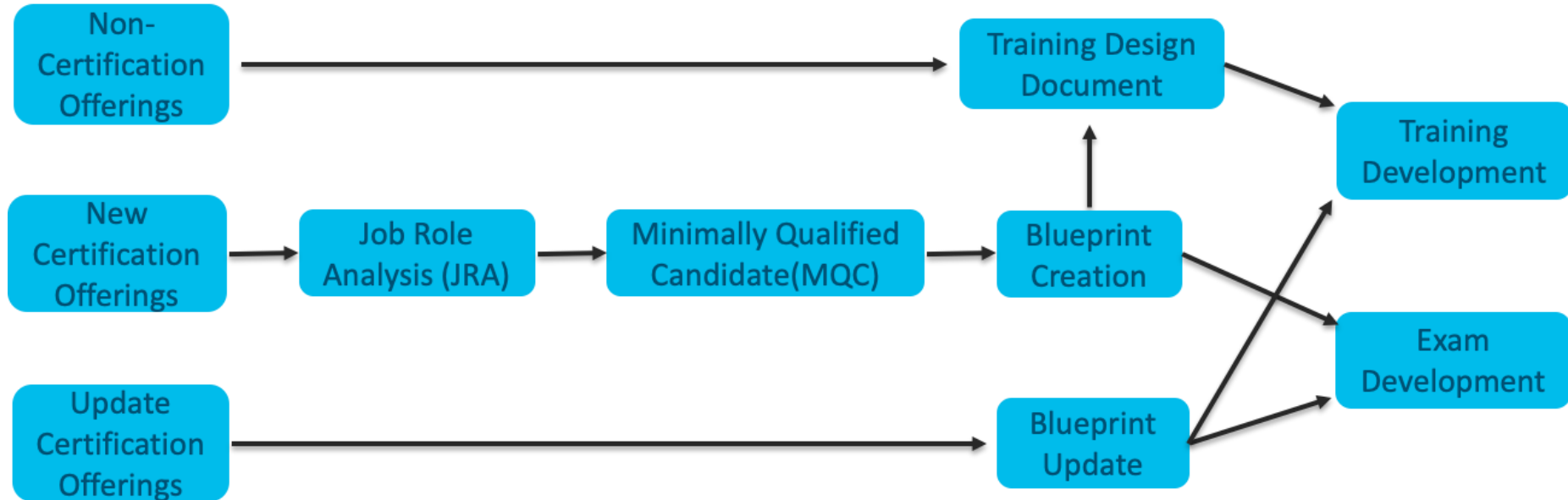
Exam Security

Security Hunt

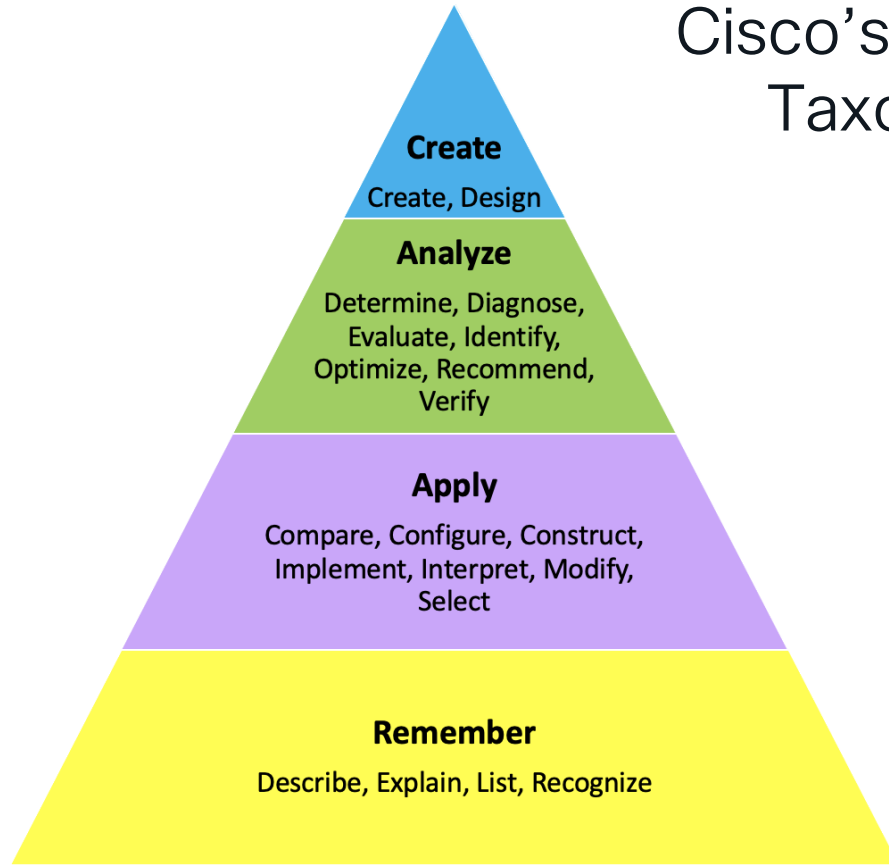
Conclusion

Certification Development Overview

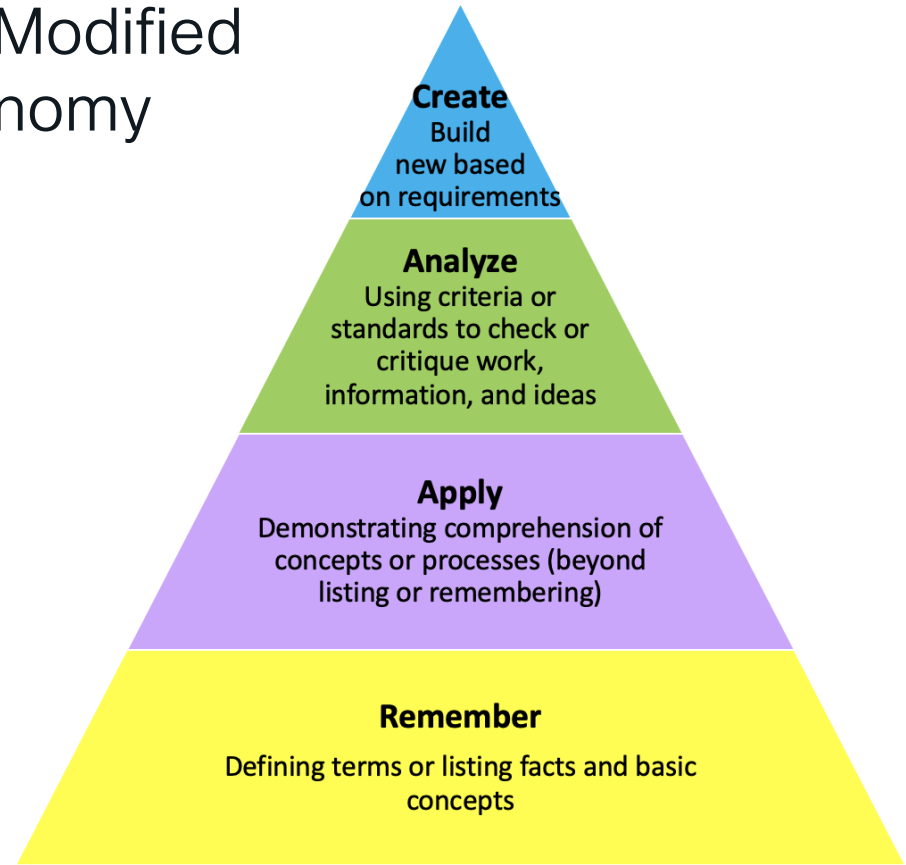
Goal: Provide Validity



Cisco's Modified Taxonomy



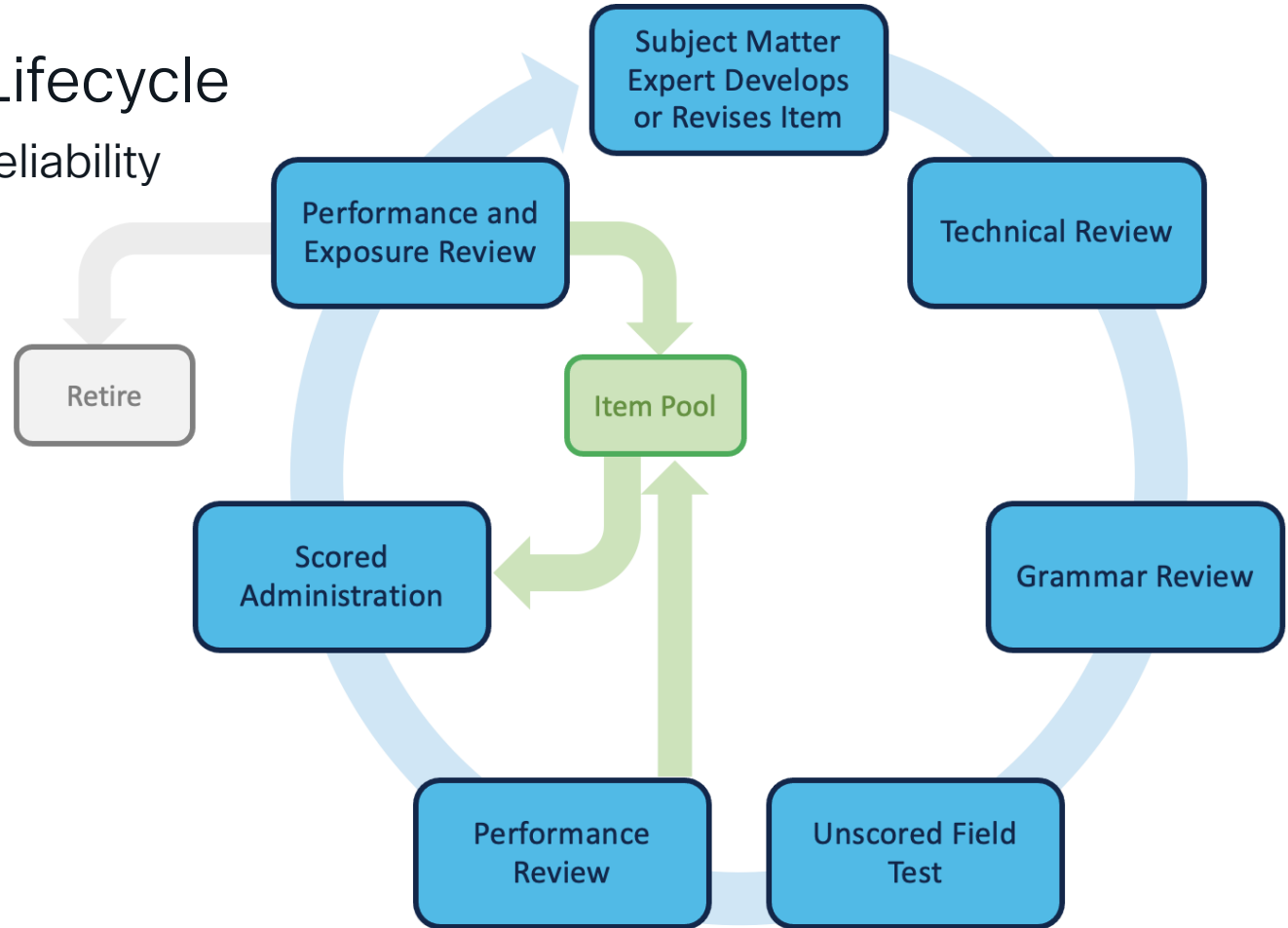
Cisco Verbs



Taxonomy Description

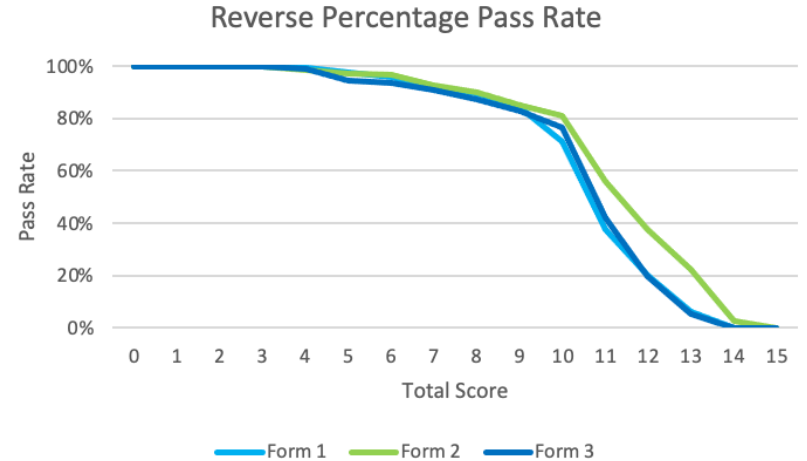
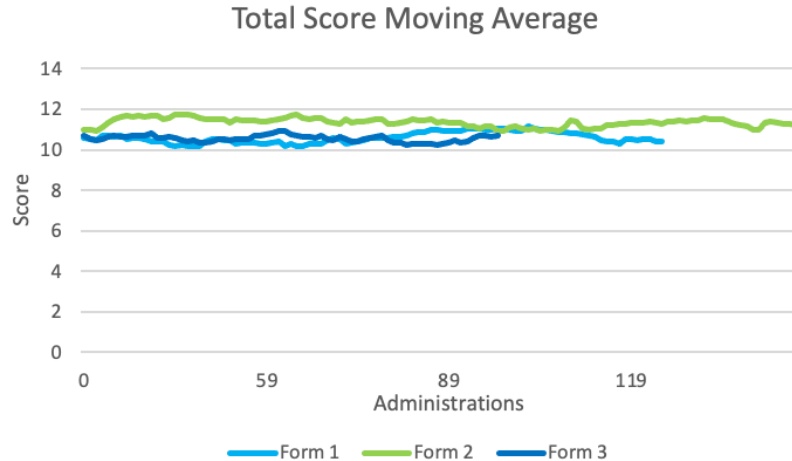
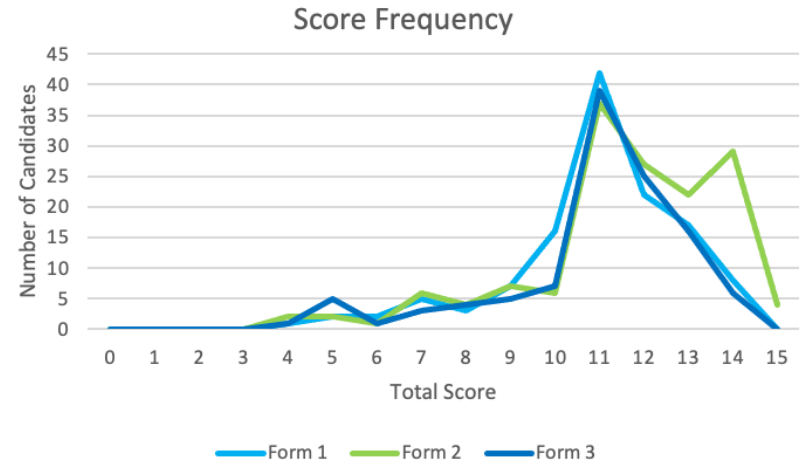
Exam Item Lifecycle

Goal: Provide Reliability



Exam Performance

| | Form 1 | Form 2 | Form 3 |
|-------------------------------|--------|--------|--------|
| Exam Count | 125 | 147 | 98 |
| Exam Length | 15 | 15 | 15 |
| Mean Score | 10.56 | 9.56 | 10.35 |
| Score Standard Deviation | 1.96 | 2.10 | 1.98 |
| Mean Time Spent | 17.87 | 13.58 | 11.45 |
| Time Spent Standard Deviation | 6.76 | 5.61 | 3.96 |
| Median | 11.00 | 9.75 | 10.75 |
| Mode | 11.50 | 9.75 | 10.75 |
| Standard Error of the Mean | 0.18 | 0.17 | 0.20 |
| 95% Confidence Level +/- | 0.34 | 0.34 | 0.39 |
| Minimum | 3.75 | 3.00 | 2.75 |
| Maximum | 14.00 | 13.75 | 12.75 |
| Skewness | -0.32 | -0.19 | -0.41 |
| Alpha Reliability | 0.22 | 0.23 | 0.23 |
| SEM | 0.70 | 0.63 | 0.62 |
| 95% Confidence Level +/- | 1.37 | 1.24 | 1.21 |
| Pass Rate | 65.60% | 72.11% | 61.22% |



Item Performance

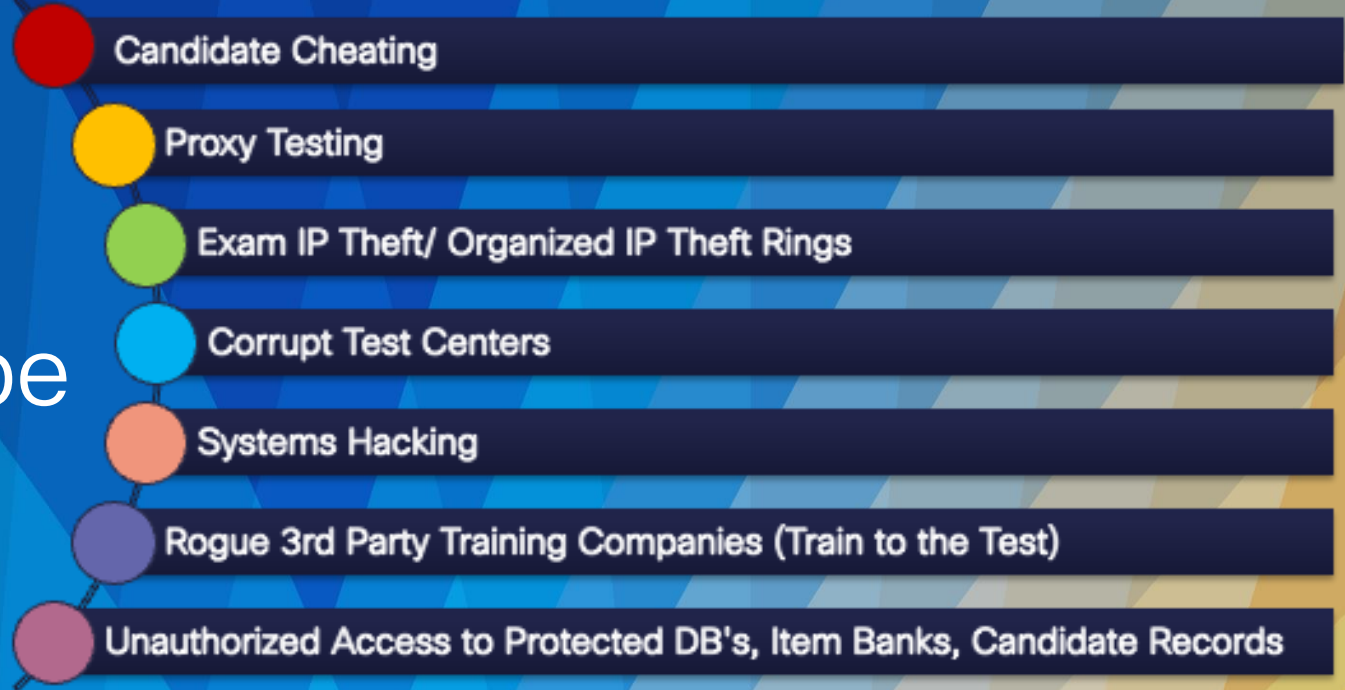
| Item Name | Item Status | Score Weight | Count | Median Time (Seconds) | Avg. Item Score | Item Score Correlation | Item Reliability | Difference (End - Start Average) |
|-----------|-------------|--------------|-------|-----------------------|-----------------|------------------------|------------------|----------------------------------|
| 1 | Scored | 1 | 125 | 57 | 0.832 | 0.240 | 0.090 | 0 |
| 2 | Scored | 1 | 125 | 28 | 0.528 | 0.061 | 0.030 | 0.02 |
| 3 | Scored | 4 | 125 | 502 | 0.720 | 0.442 | 0.497 | 0.46 |
| 4 | Scored | 1 | 125 | 39 | 0.744 | 0.540 | 0.237 | 0.02 |
| 5 | Scored | 1 | 125 | 28 | 0.824 | 0.535 | 0.204 | 0.04 |
| 6 | Scored | 1 | 125 | 21 | 0.752 | 0.685 | 0.297 | -0.08 |
| 7 | Scored | 1 | 125 | 96 | 0.640 | 0.312 | 0.150 | -0.14 |
| 8 | Scored | 1 | 125 | 30 | 0.776 | 0.337 | 0.141 | 0.12 |
| 9 | Scored | 1 | 125 | 19 | 0.896 | 0.653 | 0.200 | 0.02 |
| 10 | Scored | 1 | 125 | 44 | 0.848 | 0.389 | 0.140 | 0.06 |
| 11 | Scored | 1 | 125 | 32 | 0.952 | 0.212 | 0.046 | 0.02 |
| 12 | Scored | 1 | 125 | 21 | 0.888 | 0.491 | 0.155 | 0.06 |
| 13 | Unscored | 1 | 125 | 116 | 0.248 | 0.106 | 0.046 | 0.08 |





Exam Security's Top 5 Program Priorities

1. Maintain Master Security Plan
Ensuring Layered Protections
2. Monitor the Internet for Exam Exposure
3. Enact Legal Protections
4. Administer Program
Enforcement Actions
5. Drive Internal Advancements for
New Exam Security Protections

Current Threatscape



Security Hunt



Fill out your session surveys!



Attendees who fill out a minimum of four session surveys and the overall event survey will get **Cisco Live-branded socks** (while supplies last)!



Attendees will also earn 100 points in the **Cisco Live Challenge** for every survey completed.



These points help you get on the leaderboard and increase your chances of winning daily and grand prizes

Continue your education



- Visit the Cisco Showcase for related demos
- Book your one-on-one Meet the Engineer meeting
- Attend the interactive education with DevNet, Capture the Flag, and Walk-in Labs
- Visit the On-Demand Library for more sessions at www.CiscoLive.com/on-demand




The bridge to possible

Thank you

CISCO *Live!*

#CiscoLive

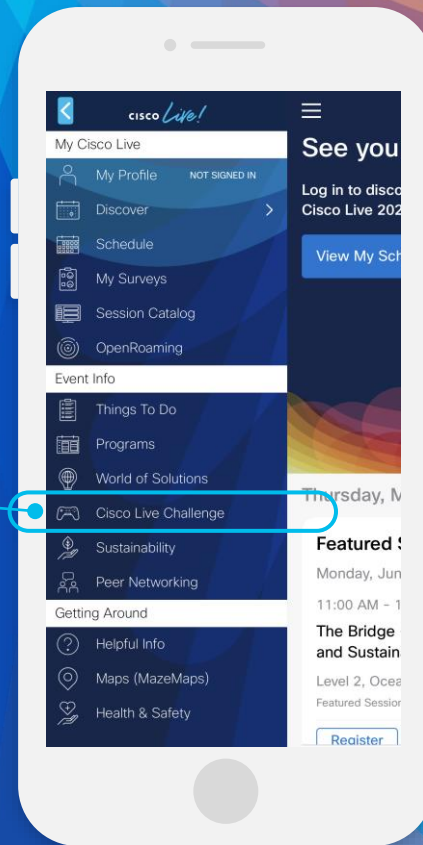



Cisco Live Challenge

Gamify your Cisco Live experience!
Get points for attending this session!

How:

- 1 Open the Cisco Events App.
- 2 Click on 'Cisco Live Challenge' in the side menu.
- 3 Click on View Your Badges at the top.
- 4 Click the + at the bottom of the screen and scan the QR code:



The background is a vibrant, abstract graphic. It features a central bright white light source from which numerous colorful rays emanate, creating a sunburst or starburst effect. The rays transition through a spectrum of colors including yellow, orange, red, and various shades of blue and green. Overlaid on this are large, flowing, wavy shapes in similar colors, giving the overall image a sense of motion and energy.

cisco *Live!*

Let's go

#CiscoLive